



Special Pay Tables

Report run on: December 29, 2008 2:50 PM

Page 1 of 182

PPS: ATL007203 OPM: 0072 CLERICAL AND SUPPORT Path: ZS Effective: 04-JAN-09

Prev. Yr Rate .173 Curr. Yr Rate: .1855 Loc. Diff: 1.01066 Gen. Inc.: 2.9 Issued: 18-DEC-08

Band	I	II	III	IV	V
GS Range	1-2	3-4	5-6	7-8	9-10
Interval					
01	24,815 - 25,125	27,970 - 32,084	32,039 - 38,433	39,687 - 47,444	48,545 - 57,857
02	25,126 - 28,373	32,085 - 35,169	38,434 - 43,228	47,445 - 53,262	57,858 - 64,840
03	28,374 - 30,539	35,170 - 37,226	43,229 - 46,425	53,263 - 57,140	64,841 - 69,496
04	30,540 - 31,455	37,227 - 38,343	46,426 - 47,818	57,141 - 58,854	69,497 - 71,581
05	31,456 - 32,399	38,344 - 39,493	47,819 - 49,253	58,855 - 60,620	71,582 - 73,728

Series:

0356

Titles:

Cities:

Counties

CLAYTON GA 13 0000 063

COBB GA 13 0000 067

DE KALB GA 13 0000 089

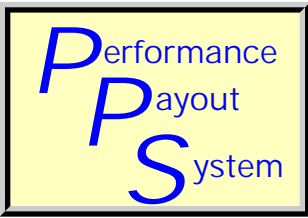
DOUGLAS GA 13 0000 097

FULTON GA 13 0000 121

GWINNETT GA 13 0000 135

ROCKDALE GA 13 0000 247

Locality Area: Atlanta-Sandy Springs-Gainesville, GA-AL



Special Pay Tables

Report run on: December 29, 2008 2:50 PM

Page 2 of 182

PPS: ATL041401

OPM: 0414 PROFESSIONAL

Path: ZP

Effective:

04-JAN-09

Prev. Yr Rate .173

Curr. Yr Rate: .1855

Loc. Diff: 1.01066

Gen. Inc.: 2.9

Issued: 18-DEC-08

Band	I	II	III	IV	V
GS Range	1-6	7-10	11-12	13-14	15-15
Interval					
01	0 - 0	43,521 - 55,065	58,734 - 73,302	83,714 - 103,666	116,364 - 131,880
02	35,135 - 40,729	55,066 - 63,724	73,303 - 84,229	103,667 - 118,631	131,881 - 143,517
03	40,730 - 46,425	63,725 - 69,496	84,230 - 91,513	118,632 - 128,607	143,518 - 151,275
04	46,426 - 47,818	69,497 - 71,581	91,514 - 94,258	128,608 - 132,465	151,276 - 153,200
05	47,819 - 49,253	71,582 - 73,728	94,259 - 97,086	132,466 - 136,439	153,200 - 153,200

Series:

0801	0808
0810	0819
0830	0861
0871	0896

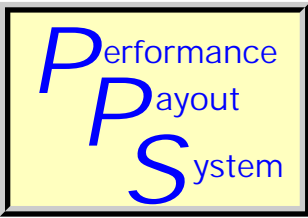
Titles:

Cities:

Counties

Barrow Co. GA 13 0000 013	Bartow Co. GA 13 0000 015	Butts Co. GA 13 0000 035
Carroll Co. GA 13 0000 045	Chambers Co. AL 01 0000 017	Cherokee Co. GA 13 0000 057
Clayton Co. GA 13 0000 063	Cobb Co. GA 13 0000 067	Coweta Co. GA 13 0000 077
Dawson Co. GA 13 0000 085	DeKalb Co. GA 13 0000 089	Douglas Co. GA 13 0000 097
Fayette Co. GA 13 0000 113	Forsyth Co. GA 13 0000 117	Fulton Co. GA 13 0000 121
Gwinnett Co. GA 13 0000 135	Hall Co. GA 13 0000 139	Haralson Co. GA 13 0000 143
Heard Co. GA 13 0000 149	Henry Co. GA 13 0000 151	Jasper Co. GA 13 0000 159
Lamar Co. GA 13 0000 171	Meriwether Co. GA 13 0000 199	Newton Co. GA 13 0000 217
Paulding Co. GA 13 0000 223	Pickens Co. GA 13 0000 227	Pike Co. GA 13 0000 231
Polk Co. GA 13 0000 233	Rockdale Co. GA 13 0000 247	Spalding Co. GA 13 0000 255
Troup Co. GA 13 0000 285	Upson Co. GA 13 0000 293	Walton Co. GA 13 0000 297

Locality Area: Atlanta-Sandy Springs-Gainesville, GA-AL



Special Pay Tables

Report run on: December 29, 2008 2:50 PM

Page 3 of 182

PPS: ATL042201 OPM: 0422 PROFESSIONAL Path: ZP Effective: 04-JAN-09

Prev. Yr Rate .173 Curr. Yr Rate: .1855 Loc. Diff: 1.01066 Gen. Inc.: 2.9 Issued: 18-DEC-08

Band	I	II	III	IV	V
GS Range	1-6	7-10	11-12	13-14	15-15
Interval					
01	0 - 0	43,521 - 55,065	58,734 - 73,302	83,714 - 103,666	116,364 - 131,880
02	35,135 - 40,729	55,066 - 63,724	73,303 - 84,229	103,667 - 118,631	131,881 - 143,517
03	40,730 - 46,425	63,725 - 69,496	84,230 - 91,513	118,632 - 128,607	143,518 - 151,275
04	46,426 - 47,818	69,497 - 71,581	91,514 - 94,258	128,608 - 132,465	151,276 - 153,200
05	47,819 - 49,253	71,582 - 73,728	94,259 - 97,086	132,466 - 136,439	153,200 - 153,200

Series:

0850

0855

Titles:

Cities:

Counties

Barrow Co. GA 13 0000 013

Bartow Co. GA 13 0000 015

Butts Co. GA 13 0000 035

Carroll Co. GA 13 0000 045

Chambers Co. AL 01 0000 017

Cherokee Co. GA 13 0000 057

Clayton Co. GA 13 0000 063

Cobb Co. GA 13 0000 067

Coweta Co. GA 13 0000 077

Dawson Co. GA 13 0000 085

DeKalb Co. GA 13 0000 089

Douglas Co. GA 13 0000 097

Fayette Co. GA 13 0000 113

Forsyth Co. GA 13 0000 117

Fulton Co. GA 13 0000 121

Gwinnett Co. GA 13 0000 135

Hall Co. GA 13 0000 139

Haralson Co. GA 13 0000 143

Heard Co. GA 13 0000 149

Henry Co. GA 13 0000 151

Jasper Co. GA 13 0000 159

Lamar Co. GA 13 0000 171

Meriwether Co. GA 13 0000 199

Newton Co. GA 13 0000 217

Paulding Co. GA 13 0000 223

Pickens Co. GA 13 0000 227

Pike Co. GA 13 0000 231

Polk Co. GA 13 0000 233

Rockdale Co. GA 13 0000 247

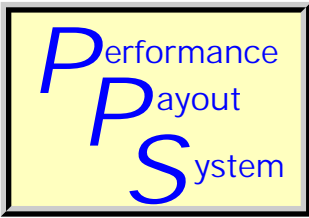
Spalding Co. GA 13 0000 255

Troup Co. GA 13 0000 285

Upson Co. GA 13 0000 293

Walton Co. GA 13 0000 297

Locality Area: Atlanta-Sandy Springs-Gainesville, GA-AL



Special Pay Tables

Report run on: December 29, 2008 2:50 PM

Page 4 of 182

PPS: ATL999B01 OPM: 999B PROFESSIONAL Path: ZP Effective: 04-JAN-09

Prev. Yr Rate .173 Curr. Yr Rate: .1855 Loc. Diff: 1.01066 Gen. Inc.: 2.9 Issued: 18-DEC-08

Band	I	II	III	IV	V
GS Range	1-6	7-10	11-12	13-14	15-15
Interval					
01	0 - 0	44,524 - 55,623	58,734 - 73,302	83,714 - 103,666	116,364 - 131,880
02	37,296 - 42,332	55,624 - 63,947	73,303 - 84,229	103,667 - 118,631	131,881 - 143,517
03	42,333 - 48,486	63,948 - 69,496	84,230 - 91,513	118,632 - 128,607	143,518 - 151,275
04	48,487 - 49,941	69,497 - 71,581	91,514 - 94,258	128,608 - 132,465	151,276 - 153,200
05	49,942 - 51,439	71,582 - 73,728	94,259 - 97,086	132,466 - 136,439	153,200 - 153,200

Series:

0854 1550
2210

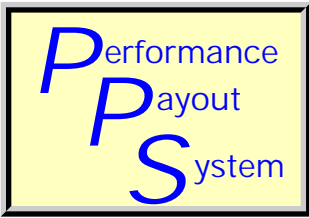
Titles:

Cities:

Counties

- | | | |
|-----------------------------|-------------------------------|-----------------------------|
| Barrow Co. GA 13 0000 013 | Bartow Co. GA 13 0000 015 | Butts Co. GA 13 0000 035 |
| Carroll Co. GA 13 0000 045 | Chambers Co. AL 01 0000 017 | Cherokee Co. GA 13 0000 057 |
| Clayton Co. GA 13 0000 063 | Cobb Co. GA 13 0000 067 | Coweta Co. GA 13 0000 077 |
| Dawson Co. GA 13 0000 085 | DeKalb Co. GA 13 0000 089 | Douglas Co. GA 13 0000 097 |
| Fayette Co. GA 13 0000 113 | Forsyth Co. GA 13 0000 117 | Fulton Co. GA 13 0000 121 |
| Gwinnett Co. GA 13 0000 135 | Hall Co. GA 13 0000 139 | Haralson Co. GA 13 0000 143 |
| Heard Co. GA 13 0000 149 | Henry Co. GA 13 0000 151 | Jasper Co. GA 13 0000 159 |
| Lamar Co. GA 13 0000 171 | Meriwether Co. GA 13 0000 199 | Newton Co. GA 13 0000 217 |
| Paulding Co. GA 13 0000 223 | Pickens Co. GA 13 0000 227 | Pike Co. GA 13 0000 231 |
| Polk Co. GA 13 0000 233 | Rockdale Co. GA 13 0000 247 | Spalding Co. GA 13 0000 255 |
| Troup Co. GA 13 0000 285 | Upson Co. GA 13 0000 293 | Walton Co. GA 13 0000 297 |

Locality Area: Atlanta-Sandy Springs-Gainesville, GA-AL



Special Pay Tables

Report run on: December 29, 2008 2:50 PM

Page 5 of 182

PPS: ATLLEO

OPM: LEO ADMINISTRATIVE

Path: ZA

Effective:

04-JAN-09

Prev. Yr Rate .173

Curr. Yr Rate: .1855

Loc. Diff: 1.01066

Gen. Inc.: 2.9

Issued: 18-DEC-08

Band	I	II	III	IV	V
GS Range	1-6	7-10	11-12	13-14	15-15
Interval					
01	20,794 - 34,831	44,979 - 56,667	58,734 - 73,302	83,714 - 103,666	116,364 - 131,880
02	34,832 - 45,359	56,668 - 65,434	73,303 - 84,229	103,667 - 118,631	131,881 - 143,517
03	45,360 - 52,377	65,435 - 71,278	84,230 - 91,513	118,632 - 128,607	143,518 - 151,275
04	52,378 - 53,948	71,279 - 73,416	91,514 - 94,258	128,608 - 132,465	151,276 - 153,200
05	53,949 - 55,566	73,417 - 75,618	94,259 - 97,086	132,466 - 136,439	153,200 - 153,200

Series:

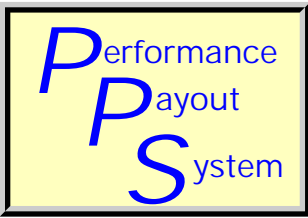
1811

Titles:

Cities:

Counties

Locality Area: Atlanta-Sandy Springs-Gainesville, GA-AL



Special Pay Tables

Report run on: December 29, 2008 2:50 PM

Page 6 of 182

PPS: BOS002302 OPM: 0023 ADMINISTRATIVE Path: ZA Effective: 04-JAN-09

Prev. Yr Rate .2251 Curr. Yr Rate: .2398 Loc. Diff: 1.012 Gen. Inc.: 2.9 Issued: 18-DEC-08

Band	I	II	III	IV	V
GS Range	1-6	7-10	11-12	13-14	15-15
Interval					
01	24,815 - 33,660	41,505 - 55,361	61,425 - 76,661	87,548 - 108,414	121,694 - 135,697
02	33,661 - 42,595	55,362 - 65,752	76,662 - 88,087	108,415 - 124,064	135,698 - 146,199
03	42,596 - 48,552	65,753 - 72,680	88,088 - 95,705	124,065 - 134,497	146,200 - 153,200
04	48,553 - 50,009	72,681 - 74,860	95,706 - 98,576	134,498 - 138,532	153,200 - 153,200
05	50,010 - 51,509	74,861 - 77,106	98,577 - 101,533	138,533 - 142,688	153,200 - 153,200

Series:

1001 1101
1152

Titles:

Cities:

Counties

ESSEX MA 25 0000 009 MIDDLESEX MA 25 0000 017 NORFOLK MA 25 0000 021
PLYMOUTH MA 25 0000 023 SUFFOLK MA 25 0000 025 WORCESTER MA 25 0000 027

Locality Area: Boston-Worcester-Manchester, MA-NH-RI-ME



Special Pay Tables

Report run on: December 29, 2008 2:50 PM

Page 7 of 182

PPS: BOS002303 OPM: 0023 CLERICAL AND SUPPORT Path: ZS Effective: 04-JAN-09

Prev. Yr Rate .2251 Curr. Yr Rate: .2398 Loc. Diff: 1.012 Gen. Inc.: 2.9 Issued: 18-DEC-08

Band	I	II	III	IV	V
GS Range	1-2	3-4	5-6	7-8	9-10
Interval					
01	24,815 - 25,755	26,677 - 32,123	33,507 - 40,194	41,505 - 49,617	50,769 - 60,507
02	25,756 - 28,762	32,124 - 36,208	40,195 - 45,209	49,618 - 55,701	60,508 - 67,811
03	28,763 - 30,766	36,209 - 38,931	45,210 - 48,552	55,702 - 59,757	67,812 - 72,680
04	30,767 - 31,689	38,932 - 40,099	48,553 - 50,009	59,758 - 61,550	72,681 - 74,860
05	31,690 - 32,640	40,100 - 41,302	50,010 - 51,509	61,551 - 63,397	74,861 - 77,106

Series:

- | | |
|------|------|
| 0029 | 0086 |
| 0119 | 0203 |
| 0303 | 0309 |
| 0318 | 0322 |
| 0326 | 0335 |
| 0344 | 0350 |
| 0351 | 0356 |
| 0503 | 0525 |
| 0544 | 0561 |
| 0963 | 1001 |
| 1087 | 1101 |
| 1105 | 1106 |
| 1411 | 1421 |
| 1802 | 2005 |
| 2102 | |

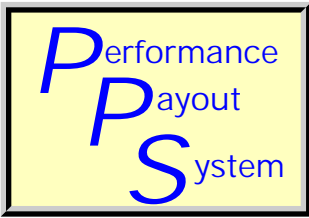
Titles: DATA TRANSCRIPTION OFFICE AUTOMATION
 STENOGRAPY STENOGRAPY OR TYPING
 TYPING

Cities:

Counties

ESSEX MA 25 0000 009 MIDDLESEX MA 25 0000 017 NORFOLK MA 25 0000 021
 PLYMOUTH MA 25 0000 023 SUFFOLK MA 25 0000 025 WORCESTER MA 25 0000 027

Locality Area: Boston-Worcester-Manchester, MA-NH-RI-ME



Special Pay Tables

Report run on: December 29, 2008 2:50 PM

Page 8 of 182

PPS: BOS002304 OPM: 0023 SCIENTIFIC & TECHNICAL Path: ZT Effective: 04-JAN-09

Prev. Yr Rate .2251 Curr. Yr Rate: .2398 Loc. Diff: 1.012 Gen. Inc.: 2.9 Issued: 18-DEC-08

Band	I	II	III	IV	V
GS Range	1-4	5-8	9-10	11-12	13-13
Interval					
01	24,815 - 29,384	33,507 - 45,174	50,769 - 60,507	61,425 - 76,661	87,548 - 99,222
02	29,385 - 35,112	45,175 - 53,924	60,508 - 67,811	76,662 - 88,087	99,223 - 107,978
03	35,113 - 38,931	53,925 - 59,757	67,812 - 72,680	88,088 - 95,705	107,979 - 113,815
04	38,932 - 40,099	59,758 - 61,550	72,681 - 74,860	95,706 - 98,576	113,816 - 117,229
05	40,100 - 41,302	61,551 - 63,397	74,861 - 77,106	98,577 - 101,533	117,230 - 120,746

Series:

0332 0392
1531

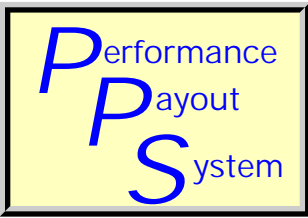
Titles:

Cities:

Counties

ESSEX MA 25 0000 009 MIDDLESEX MA 25 0000 017 NORFOLK MA 25 0000 021
PLYMOUTH MA 25 0000 023 SUFFOLK MA 25 0000 025 WORCESTER MA 25 0000 027

Locality Area: Boston-Worcester-Manchester, MA-NH-RI-ME



Special Pay Tables

Report run on: December 29, 2008 2:50 PM

Page 9 of 182

PPS: BOS041401 OPM: 0414 PROFESSIONAL Path: ZP Effective: 04-JAN-09

Prev. Yr Rate .2251 Curr. Yr Rate: .2398 Loc. Diff: 1.012 Gen. Inc.: 2.9 Issued: 18-DEC-08

Band	I	II	III	IV	V
GS Range	1-6	7-10	11-12	13-14	15-15
Interval					
01	0 - 0	43,521 - 56,481	61,425 - 76,661	87,548 - 108,414	121,694 - 135,697
02	35,135 - 42,595	56,482 - 66,200	76,662 - 88,087	108,415 - 124,064	135,698 - 146,199
03	42,596 - 48,552	66,201 - 72,680	88,088 - 95,705	124,065 - 134,497	146,200 - 153,200
04	48,553 - 50,009	72,681 - 74,860	95,706 - 98,576	134,498 - 138,532	153,200 - 153,200
05	50,010 - 51,509	74,861 - 77,106	98,577 - 101,533	138,533 - 142,688	153,200 - 153,200

Series:

0801	0808
0810	0819
0830	0861
0871	0896

Titles:

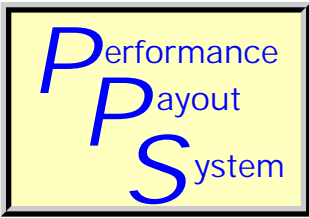
Cities:

Berwick, York County, ME 23 0450 031	Cape Neddick, York County, ME 23 1445 031	Eliot, York County, ME 23 2450 031
Kittery Point, York County, ME 23 4300 031	Kittery, York County, ME 23 4250 031	Portsmouth Naval Shipyard, Kittery, York County, ME 23 6405 031
South Berwick, York County, ME 23 7450 031	York Beach, York County, ME 23 9900 031	York Harbor, York County, ME 23 9950 031
York, York County, ME 23 9800 031		

Counties

Barnstable Co. MA 25 0000 001	Belknap Co. NH 33 0000 001	Bristol Co. MA 25 0000 005
Bristol Co. RI 44 0000 001	Essex Co. MA 25 0000 009	Hillsborough Co. NH 33 0000 011
Kent Co. RI 44 0000 003	Merrimack Co. NH 33 0000 013	Middlesex Co. MA 25 0000 017
Newport Co. RI 44 0000 005	Norfolk Co. MA 25 0000 021	Plymouth Co. MA 25 0000 023
Providence Co. RI 44 0000 007	Rockingham Co. NH 33 0000 015	Strafford Co. NH 33 0000 017
Suffolk Co. MA 25 0000 025	Washington Co. RI 44 0000 009	Worcester Co. MA 25 0000 027

Locality Area: Boston-Worcester-Manchester, MA-NH-RI-ME



Special Pay Tables

Report run on: December 29, 2008 2:50 PM

Page 10 of 182

PPS: BOS042201 OPM: 0422 PROFESSIONAL Path: ZP Effective: 04-JAN-09

Prev. Yr Rate .2251 Curr. Yr Rate: .2398 Loc. Diff: 1.012 Gen. Inc.: 2.9 Issued: 18-DEC-08

Band	I	II	III	IV	V
GS Range	1-6	7-10	11-12	13-14	15-15
Interval					
01	0 - 0	43,521 - 56,481	61,425 - 76,661	87,548 - 108,414	121,694 - 135,697
02	35,135 - 42,595	56,482 - 66,200	76,662 - 88,087	108,415 - 124,064	135,698 - 146,199
03	42,596 - 48,552	66,201 - 72,680	88,088 - 95,705	124,065 - 134,497	146,200 - 153,200
04	48,553 - 50,009	72,681 - 74,860	95,706 - 98,576	134,498 - 138,532	153,200 - 153,200
05	50,010 - 51,509	74,861 - 77,106	98,577 - 101,533	138,533 - 142,688	153,200 - 153,200

Series:

0850

0855

Titles:

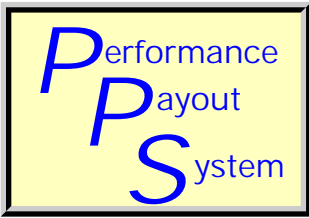
Cities:

Berwick, York County, ME 23 0450 031 Cape Neddick, York County, ME 23 1445 Eliot, York County, ME 23 2450 031
 Kittery Point, York County, ME 23 4300 031 Kittery, York County, ME 23 4250 031 Portsmouth Naval Shipyard, Kittery, York County, ME 23 6405 031
 South Berwick, York County, ME 23 7450 031 York Beach, York County, ME 23 9900 031 York Harbor, York County, ME 23 9950 031
 York, York County, ME 23 9800 031

Counties

Barnstable Co. MA 25 0000 001 Belknap Co. NH 33 0000 001 Bristol Co. MA 25 0000 005
 Bristol Co. RI 44 0000 001 Essex Co. MA 25 0000 009 Hillsborough Co. NH 33 0000 011
 Kent Co. RI 44 0000 003 Merrimack Co. NH 33 0000 013 Middlesex Co. MA 25 0000 017
 Newport Co. RI 44 0000 005 Norfolk Co. MA 25 0000 021 Plymouth Co. MA 25 0000 023
 Providence Co. RI 44 0000 007 Rockingham Co. NH 33 0000 015 Strafford Co. NH 33 0000 017
 Suffolk Co. MA 25 0000 025 Washington Co. RI 44 0000 009 Worcester Co. MA 25 0000 027

Locality Area: Boston-Worcester-Manchester, MA-NH-RI-ME



Special Pay Tables

Report run on: December 29, 2008 2:50 PM

Page 11 of 182

PPS: BOS983C03 OPM: 983C CLERICAL AND SUPPORT Path: ZS Effective: 04-JAN-09

Prev. Yr Rate .2251 Curr. Yr Rate: .2398 Loc. Diff: 1.012 Gen. Inc.: 2.9 Issued: 18-DEC-08

Band	I	II	III	IV	V
GS Range	1-2	3-4	5-6	7-8	9-10
Interval					
01	21,746 - 25,755	33,094 - 37,505	37,026 - 44,415	45,863 - 53,756	52,005 - 61,194
02	25,756 - 28,762	37,506 - 40,813	44,416 - 49,957	53,757 - 59,676	61,195 - 68,086
03	28,763 - 30,766	40,814 - 43,019	49,958 - 53,651	59,677 - 63,623	68,087 - 72,680
04	30,767 - 31,689	43,020 - 44,310	53,652 - 55,261	63,624 - 65,532	72,681 - 74,860
05	31,690 - 32,640	44,311 - 45,639	55,262 - 56,919	65,533 - 67,498	74,861 - 77,106

Series:

0083

Titles:

Cities:

Berwick, York County, ME 23 0450 031 Cape Neddick, York County, ME 23 1445 Eliot, York County, ME 23 2450 031
 Kittery Point, York County, ME 23 4300 031 Kittery, York County, ME 23 4250 031 Portsmouth Naval Shipyard, Kittery, York
 County, ME 23 6405 031
 South Berwick, York County, ME 23 7450 York Beach, York County, ME 23 9900 031 York Harbor, York County, ME 23 9950 031
 York, York County, ME 23 9800 031

Counties

Barnstable Co. MA 25 0000 001 Belknap Co. NH 33 0000 001 Bristol Co. MA 25 0000 005
 Bristol Co. RI 44 0000 001 Essex Co. MA 25 0000 009 Hillsborough Co. NH 33 0000 011
 Kent Co. RI 44 0000 003 Merrimack Co. NH 33 0000 013 Middlesex Co. MA 25 0000 017
 Newport Co. RI 44 0000 005 Norfolk Co. MA 25 0000 021 Plymouth Co. MA 25 0000 023
 Providence Co. RI 44 0000 007 Rockingham Co. NH 33 0000 015 Strafford Co. NH 33 0000 017
 Suffolk Co. MA 25 0000 025 Washington Co. RI 44 0000 009 Worcester Co. MA 25 0000 027

Locality Area: Boston-Worcester-Manchester, MA-NH-RI-ME



Special Pay Tables

Report run on: December 29, 2008 2:50 PM

Page 12 of 182

PPS: BOS999D01 OPM: 999D PROFESSIONAL Path: ZP Effective: 04-JAN-09

Prev. Yr Rate .2251 Curr. Yr Rate: .2398 Loc. Diff: 1.012 Gen. Inc.: 2.9 Issued: 18-DEC-08

Band	I	II	III	IV	V
GS Range	1-6	7-10	11-12	13-14	15-15
Interval					
01	0 - 0	46,198 - 57,968	61,425 - 76,661	87,548 - 108,414	121,694 - 135,697
02	38,647 - 43,910	57,969 - 66,795	76,662 - 88,087	108,415 - 124,064	135,698 - 146,199
03	43,911 - 50,243	66,796 - 72,680	88,088 - 95,705	124,065 - 134,497	146,200 - 153,200
04	50,244 - 51,750	72,681 - 74,860	95,706 - 98,576	134,498 - 138,532	153,200 - 153,200
05	51,751 - 53,303	74,861 - 77,106	98,577 - 101,533	138,533 - 142,688	153,200 - 153,200

Series:

0854 1550
2210

Titles:

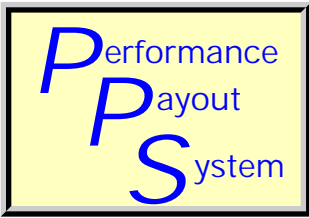
Cities:

Berwick, York County, ME 23 0450 031 Cape Neddick, York County, ME 23 1445 Eliot, York County, ME 23 2450 031
 Kittery Point, York County, ME 23 4300 031 Kittery, York County, ME 23 4250 031 Portsmouth Naval Shipyard, Kittery, York County, ME 23 6405 031
 South Berwick, York County, ME 23 7450 031 York Beach, York County, ME 23 9900 031 York Harbor, York County, ME 23 9950 031
 York, York County, ME 23 9800 031

Counties

Barnstable Co. MA 25 0000 001 Belknap Co. NH 33 0000 001 Bristol Co. MA 25 0000 005
 Bristol Co. RI 44 0000 001 Essex Co. MA 25 0000 009 Hillsborough Co. NH 33 0000 011
 Kent Co. RI 44 0000 003 Merrimack Co. NH 33 0000 013 Middlesex Co. MA 25 0000 017
 Newport Co. RI 44 0000 005 Norfolk Co. MA 25 0000 021 Plymouth Co. MA 25 0000 023
 Providence Co. RI 44 0000 007 Rockingham Co. NH 33 0000 015 Strafford Co. NH 33 0000 017
 Suffolk Co. MA 25 0000 025 Washington Co. RI 44 0000 009 Worcester Co. MA 25 0000 027

Locality Area: Boston-Worcester-Manchester, MA-NH-RI-ME



Special Pay Tables

Report run on: December 29, 2008 2:50 PM

Page 13 of 182

PPS: BOSLEO

OPM: LEO ADMINISTRATIVE

Path: ZA

Effective:

04-JAN-09

Prev. Yr Rate .2251

Curr. Yr Rate: .2398

Loc. Diff: 1.012

Gen. Inc.: 2.9

Issued: 18-DEC-08

Band	I	II	III	IV	V
GS Range	1-6	7-10	11-12	13-14	15-15
Interval					
01	21,746 - 36,426	47,039 - 59,263	61,425 - 76,661	87,548 - 108,414	121,694 - 135,697
02	36,427 - 47,436	59,264 - 68,431	76,662 - 88,087	108,415 - 124,064	135,698 - 146,199
03	47,437 - 54,776	68,432 - 74,543	88,088 - 95,705	124,065 - 134,497	146,200 - 153,200
04	54,777 - 56,419	74,544 - 76,779	95,706 - 98,576	134,498 - 138,532	153,200 - 153,200
05	56,420 - 58,112	76,780 - 79,082	98,577 - 101,533	138,533 - 142,688	153,200 - 153,200

Series:

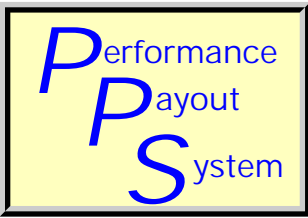
1811

Titles:

Cities:

Counties

Locality Area: Boston-Worcester-Manchester, MA-NH-RI-ME



Special Pay Tables

Report run on: December 29, 2008 2:50 PM

Page 14 of 182

PPS: BU041401 OPM: 0414 PROFESSIONAL Path: ZP Effective: 04-JAN-09

Prev. Yr Rate .1537 Curr. Yr Rate: .1639 Loc. Diff: 1.00884 Gen. Inc.: 2.9 Issued: 18-DEC-08

Band	I	II	III	IV	V
GS Range	1-6	7-10	11-12	13-14	15-15
Interval					
01	0 - 0	43,521 - 54,503	57,664 - 71,967	82,189 - 101,777	114,244 - 129,477
02	35,135 - 39,987	54,504 - 62,739	71,968 - 82,694	101,778 - 116,469	129,478 - 140,902
03	39,988 - 45,579	62,740 - 68,230	82,695 - 89,846	116,470 - 126,263	140,903 - 148,518
04	45,580 - 46,946	68,231 - 70,277	89,847 - 92,541	126,264 - 130,051	148,519 - 152,974
05	46,947 - 48,354	70,278 - 72,385	92,542 - 95,317	130,052 - 133,953	152,975 - 153,200

Series:

0801	0808
0810	0819
0830	0861
0871	0896

Titles:

Cities:

Counties

Cattaraugus Co. NY 36 0000 009

Erie Co. NY 36 0000 029

Niagara Co. NY 36 0000 063

Locality Area: Buffalo-Niagara-Cattaraugus, NY



Special Pay Tables

Report run on: December 29, 2008 2:50 PM

Page 15 of 182

PPS: BU042201 OPM: 0422 PROFESSIONAL Path: ZP Effective: 04-JAN-09

Prev. Yr Rate .1537 Curr. Yr Rate: .1639 Loc. Diff: 1.00884 Gen. Inc.: 2.9 Issued: 18-DEC-08

Band	I	II	III	IV	V
GS Range	1-6	7-10	11-12	13-14	15-15
Interval					
01	0 - 0	43,521 - 54,503	57,799 - 72,042	82,189 - 101,777	114,244 - 129,477
02	35,135 - 39,987	54,504 - 62,739	72,043 - 82,724	101,778 - 116,469	129,478 - 140,902
03	39,988 - 45,579	62,740 - 68,230	82,725 - 89,846	116,470 - 126,263	140,903 - 148,518
04	45,580 - 46,946	68,231 - 70,277	89,847 - 92,541	126,264 - 130,051	148,519 - 152,974
05	46,947 - 48,354	70,278 - 72,385	92,542 - 95,317	130,052 - 133,953	152,975 - 153,200

Series:

0850

0855

Titles:

Cities:

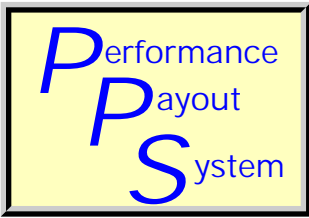
Counties

Cattaraugus Co. NY 36 0000 009

Erie Co. NY 36 0000 029

Niagara Co. NY 36 0000 063

Locality Area: Buffalo-Niagara-Cattaraugus, NY



Special Pay Tables

Report run on: December 29, 2008 2:50 PM

Page 16 of 182

PPS: BU999B01 OPM: 999B PROFESSIONAL Path: ZP Effective: 04-JAN-09

Prev. Yr Rate .1537 Curr. Yr Rate: .1639 Loc. Diff: 1.00884 Gen. Inc.: 2.9 Issued: 18-DEC-08

Band	I	II	III	IV	V
GS Range	1-6	7-10	11-12	13-14	15-15
Interval					
01	0 - 0	44,524 - 55,493	58,462 - 72,410	82,189 - 101,777	114,244 - 129,477
02	37,296 - 42,248	55,494 - 63,720	72,411 - 82,872	101,778 - 116,469	129,478 - 140,902
03	42,249 - 48,486	63,721 - 69,204	82,873 - 89,846	116,470 - 126,263	140,903 - 148,518
04	48,487 - 49,941	69,205 - 71,280	89,847 - 92,541	126,264 - 130,051	148,519 - 152,974
05	49,942 - 51,439	71,281 - 73,418	92,542 - 95,317	130,052 - 133,953	152,975 - 153,200

Series:

0854 1550
2210

Titles:

Cities:

Counties

Cattaraugus Co. NY 36 0000 009 Erie Co. NY 36 0000 029 Niagara Co. NY 36 0000 063

Locality Area: Buffalo-Niagara-Cattaraugus, NY



Special Pay Tables

Report run on: December 29, 2008 2:50 PM

Page 17 of 182

PPS: BULEO

OPM: LEO ADMINISTRATIVE

Path: ZA

Effective:

04-JAN-09

Prev. Yr Rate .1537

Curr. Yr Rate: .1639

Loc. Diff: 1.00884

Gen. Inc.: 2.9

Issued: 18-DEC-08

Band	I	II	III	IV	V
GS Range	1-6	7-10	11-12	13-14	15-15
Interval					
01	20,415 - 34,196	44,160 - 55,635	57,664 - 71,967	82,189 - 101,777	114,244 - 129,477
02	34,197 - 44,532	55,636 - 64,241	71,968 - 82,694	101,778 - 116,469	129,478 - 140,902
03	44,533 - 51,422	64,242 - 69,979	82,695 - 89,846	116,470 - 126,263	140,903 - 148,518
04	51,423 - 52,965	69,980 - 72,078	89,847 - 92,541	126,264 - 130,051	148,519 - 152,974
05	52,966 - 54,554	72,079 - 74,240	92,542 - 95,317	130,052 - 133,953	152,975 - 153,200

Series:

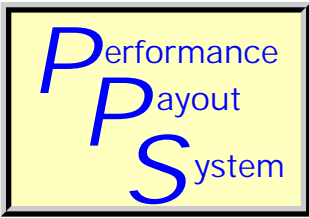
1811

Titles:

Cities:

Counties

Locality Area: Buffalo-Niagara-Cattaraugus, NY



Special Pay Tables

Report run on: December 29, 2008 2:50 PM

Page 18 of 182

PPS: CHI041401 OPM: 0414 PROFESSIONAL Path: ZP Effective: 04-JAN-09

Prev. Yr Rate .2316 Curr. Yr Rate: .2447 Loc. Diff: 1.01064 Gen. Inc.: 2.9 Issued: 18-DEC-08

Band	I	II	III	IV	V
GS Range	1-6	7-10	11-12	13-14	15-15
Interval					
01	0 - 0	43,521 - 56,608	61,667 - 76,963	87,894 - 108,843	122,175 - 135,964
02	35,135 - 42,764	56,609 - 66,423	76,964 - 88,435	108,844 - 124,555	135,965 - 146,306
03	42,765 - 48,744	66,424 - 72,967	88,436 - 96,083	124,556 - 135,029	146,307 - 153,200
04	48,745 - 50,206	72,968 - 75,156	96,084 - 98,965	135,030 - 139,080	153,200 - 153,200
05	50,207 - 51,712	75,157 - 77,411	98,966 - 101,934	139,081 - 143,252	153,200 - 153,200

Series:

0801	0808
0810	0819
0830	0861
0871	0896

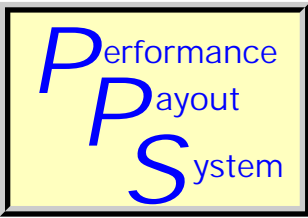
Titles:

Cities:

Counties

Cook Co. IL 17 0000 031	DeKalb Co. IL 17 0000 037	DuPage Co. IL 17 0000 043
Grundy Co. IL 17 0000 063	Jasper Co. IN 18 0000 073	Kane Co. IL 17 0000 089
Kankakee Co. IL 17 0000 091	Kendall Co. IL 17 0000 093	Kenosha Co. WI 55 0000 059
LaPorte Co. IN 18 0000 091	Lake Co. IL 17 0000 097	Lake Co. IN 18 0000 089
McHenry Co. IL 17 0000 111	Newton Co. IN 18 0000 111	Porter Co. IN 18 0000 127
Will Co. IL 17 0000 197		

Locality Area: Chicago-Naperville-Michigan City, IL-IN-WI



Special Pay Tables

Report run on: December 29, 2008 2:50 PM

Page 19 of 182

PPS: CHI042201 OPM: 0422 PROFESSIONAL Path: ZP Effective: 04-JAN-09

Prev. Yr Rate .2316 Curr. Yr Rate: .2447 Loc. Diff: 1.01064 Gen. Inc.: 2.9 Issued: 18-DEC-08

Band	I	II	III	IV	V
GS Range	1-6	7-10	11-12	13-14	15-15
Interval					
01	0 - 0	43,521 - 56,608	61,667 - 76,963	87,894 - 108,843	122,175 - 135,964
02	35,135 - 42,764	56,609 - 66,423	76,964 - 88,435	108,844 - 124,555	135,965 - 146,306
03	42,765 - 48,744	66,424 - 72,967	88,436 - 96,083	124,556 - 135,029	146,307 - 153,200
04	48,745 - 50,206	72,968 - 75,156	96,084 - 98,965	135,030 - 139,080	153,200 - 153,200
05	50,207 - 51,712	75,157 - 77,411	98,966 - 101,934	139,081 - 143,252	153,200 - 153,200

Series:

0850

0855

Titles:

Cities:

Counties

Cook Co. IL 17 0000 031

DeKalb Co. IL 17 0000 037

DuPage Co. IL 17 0000 043

Grundy Co. IL 17 0000 063

Jasper Co. IN 18 0000 073

Kane Co. IL 17 0000 089

Kankakee Co. IL 17 0000 091

Kendall Co. IL 17 0000 093

Kenosha Co. WI 55 0000 059

LaPorte Co. IN 18 0000 091

Lake Co. IL 17 0000 097

Lake Co. IN 18 0000 089

McHenry Co. IL 17 0000 111

Newton Co. IN 18 0000 111

Porter Co. IN 18 0000 127

Will Co. IL 17 0000 197

Locality Area: Chicago-Naperville-Michigan City, IL-IN-WI



Special Pay Tables

Report run on: December 29, 2008 2:50 PM

Page 20 of 182

PPS: CHI983C03 OPM: 983C CLERICAL AND SUPPORT Path: ZS Effective: 04-JAN-09

Prev. Yr Rate .2316 Curr. Yr Rate: .2447 Loc. Diff: 1.01064 Gen. Inc.: 2.9 Issued: 18-DEC-08

Band	I	II	III	IV	V
GS Range	1-2	3-4	5-6	7-8	9-10
Interval					
01	21,832 - 25,856	33,094 - 37,505	37,026 - 44,415	45,863 - 53,756	52,005 - 61,321
02	25,857 - 28,875	37,506 - 40,813	44,416 - 49,957	53,757 - 59,676	61,322 - 68,309
03	28,876 - 30,887	40,814 - 43,019	49,958 - 53,651	59,677 - 63,623	68,310 - 72,967
04	30,888 - 31,814	43,020 - 44,310	53,652 - 55,261	63,624 - 65,532	72,968 - 75,156
05	31,815 - 32,768	44,311 - 45,639	55,262 - 56,919	65,533 - 67,498	75,157 - 77,411

Series:

0083

Titles:

Cities:

Counties

Cook Co. IL 17 0000 031

DeKalb Co. IL 17 0000 037

DuPage Co. IL 17 0000 043

Grundy Co. IL 17 0000 063

Jasper Co. IN 18 0000 073

Kane Co. IL 17 0000 089

Kankakee Co. IL 17 0000 091

Kendall Co. IL 17 0000 093

Kenosha Co. WI 55 0000 059

LaPorte Co. IN 18 0000 091

Lake Co. IL 17 0000 097

Lake Co. IN 18 0000 089

McHenry Co. IL 17 0000 111

Newton Co. IN 18 0000 111

Porter Co. IN 18 0000 127

Will Co. IL 17 0000 197

Locality Area: Chicago-Naperville-Michigan City, IL-IN-WI



Special Pay Tables

Report run on: December 29, 2008 2:50 PM

Page 21 of 182

PPS: CHI999D01 OPM: 999D PROFESSIONAL Path: ZP Effective: 04-JAN-09

Prev. Yr Rate .2316 Curr. Yr Rate: .2447 Loc. Diff: 1.01064 Gen. Inc.: 2.9 Issued: 18-DEC-08

Band	I	II	III	IV	V
GS Range	1-6	7-10	11-12	13-14	15-15
Interval					
01	0 - 0	46,198 - 58,095	61,667 - 76,963	87,894 - 108,843	122,175 - 135,964
02	38,647 - 43,929	58,096 - 67,018	76,964 - 88,435	108,844 - 124,555	135,965 - 146,306
03	43,930 - 50,243	67,019 - 72,967	88,436 - 96,083	124,556 - 135,029	146,307 - 153,200
04	50,244 - 51,750	72,968 - 75,156	96,084 - 98,965	135,030 - 139,080	153,200 - 153,200
05	51,751 - 53,303	75,157 - 77,411	98,966 - 101,934	139,081 - 143,252	153,200 - 153,200

Series:

0854 1550
2210

Titles:

Cities:

Counties

Cook Co. IL 17 0000 031 DeKalb Co. IL 17 0000 037 DuPage Co. IL 17 0000 043
 Grundy Co. IL 17 0000 063 Jasper Co. IN 18 0000 073 Kane Co. IL 17 0000 089
 Kankakee Co. IL 17 0000 091 Kendall Co. IL 17 0000 093 Kenosha Co. WI 55 0000 059
 LaPorte Co. IN 18 0000 091 Lake Co. IL 17 0000 097 Lake Co. IN 18 0000 089
 McHenry Co. IL 17 0000 111 Newton Co. IN 18 0000 111 Porter Co. IN 18 0000 127
 Will Co. IL 17 0000 197

Locality Area: Chicago-Naperville-Michigan City, IL-IN-WI



Special Pay Tables

Report run on: December 29, 2008 2:50 PM

Page 22 of 182

PPS: CHILEO

OPM: LEO ADMINISTRATIVE

Path: ZA

Effective:

04-JAN-09

Prev. Yr Rate .2316

Curr. Yr Rate: .2447

Loc. Diff: 1.01064

Gen. Inc.: 2.9

Issued: 18-DEC-08

Band	I	II	III	IV	V
GS Range	1-6	7-10	11-12	13-14	15-15
Interval					
01	21,832 - 36,570	47,225 - 59,497	61,667 - 76,963	87,894 - 108,843	122,175 - 135,964
02	36,571 - 47,623	59,498 - 68,702	76,964 - 88,435	108,844 - 124,555	135,965 - 146,306
03	47,624 - 54,992	68,703 - 74,838	88,436 - 96,083	124,556 - 135,029	146,307 - 153,200
04	54,993 - 56,642	74,839 - 77,083	96,084 - 98,965	135,030 - 139,080	153,200 - 153,200
05	56,643 - 58,341	77,084 - 79,395	98,966 - 101,934	139,081 - 143,252	153,200 - 153,200

Series:

1811

Titles:

Cities:

Counties

Locality Area: Chicago-Naperville-Michigan City, IL-IN-WI



Special Pay Tables

Report run on: December 29, 2008 2:50 PM

Page 23 of 182

PPS: CIN041401 OPM: 0414 PROFESSIONAL Path: ZP Effective: 04-JAN-09

Prev. Yr Rate .1777 Curr. Yr Rate: .1828 Loc. Diff: 1.00433 Gen. Inc.: 2.9 Issued: 18-DEC-08

Band	I	II	III	IV	V
GS Range	1-6	7-10	11-12	13-14	15-15
Interval					
01	0 - 0	43,521 - 54,995	58,601 - 73,136	83,523 - 103,430	116,099 - 131,579
02	35,135 - 40,637	54,996 - 63,601	73,137 - 84,037	103,431 - 118,360	131,580 - 143,190
03	40,638 - 46,320	63,602 - 69,338	84,038 - 91,305	118,361 - 128,314	143,191 - 150,930
04	46,321 - 47,710	69,339 - 71,418	91,306 - 94,044	128,315 - 132,163	150,931 - 153,200
05	47,711 - 49,141	71,419 - 73,561	94,045 - 96,865	132,164 - 136,128	153,200 - 153,200

Series:

0801	0808
0810	0819
0830	0861
0871	0896

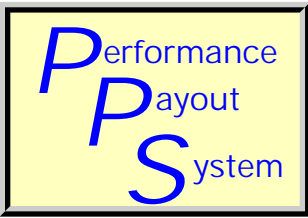
Titles:

Cities:

Counties

Boone Co. KY 21 0000 015	Bracken Co. KY 21 0000 023	Brown Co. OH 39 0000 015
Butler Co. OH 39 0000 017	Campbell Co. KY 21 0000 037	Clermont Co. OH 39 0000 025
Clinton Co. OH 39 0000 027	Dearborn Co. IN 18 0000 029	Franklin Co. IN 18 0000 047
Gallatin Co. KY 21 0000 077	Grant Co. KY 21 0000 081	Hamilton Co. OH 39 0000 061
Kenton Co. KY 21 0000 117	Ohio Co. IN 18 0000 115	Pendleton Co. KY 21 0000 191
Warren Co. OH 39 0000 165		

Locality Area: Cincinnati-Middletown-Wilmington, OH-KY-IN



Special Pay Tables

Report run on: December 29, 2008 2:50 PM

Page 24 of 182

PPS: CIN042201 OPM: 0422 PROFESSIONAL Path: ZP Effective: 04-JAN-09

Prev. Yr Rate .1777 Curr. Yr Rate: .1828 Loc. Diff: 1.00433 Gen. Inc.: 2.9 Issued: 18-DEC-08

Band	I	II	III	IV	V
GS Range	1-6	7-10	11-12	13-14	15-15
Interval					
01	0 - 0	43,521 - 54,995	58,601 - 73,136	83,523 - 103,430	116,099 - 131,579
02	35,135 - 40,637	54,996 - 63,601	73,137 - 84,037	103,431 - 118,360	131,580 - 143,190
03	40,638 - 46,320	63,602 - 69,338	84,038 - 91,305	118,361 - 128,314	143,191 - 150,930
04	46,321 - 47,710	69,339 - 71,418	91,306 - 94,044	128,315 - 132,163	150,931 - 153,200
05	47,711 - 49,141	71,419 - 73,561	94,045 - 96,865	132,164 - 136,128	153,200 - 153,200

Series:

0850

0855

Titles:

Cities:

Counties

Boone Co. KY 21 0000 015

Bracken Co. KY 21 0000 023

Brown Co. OH 39 0000 015

Butler Co. OH 39 0000 017

Campbell Co. KY 21 0000 037

Clermont Co. OH 39 0000 025

Clinton Co. OH 39 0000 027

Dearborn Co. IN 18 0000 029

Franklin Co. IN 18 0000 047

Gallatin Co. KY 21 0000 077

Grant Co. KY 21 0000 081

Hamilton Co. OH 39 0000 061

Kenton Co. KY 21 0000 117

Ohio Co. IN 18 0000 115

Pendleton Co. KY 21 0000 191

Warren Co. OH 39 0000 165

Locality Area: Cincinnati-Middletown-Wilmington, OH-KY-IN



Special Pay Tables

Report run on: December 29, 2008 2:50 PM

Page 25 of 182

PPS: CIN999C01 OPM: 999C PROFESSIONAL Path: ZP Effective: 04-JAN-09

Prev. Yr Rate .1777 Curr. Yr Rate: .1828 Loc. Diff: 1.00433 Gen. Inc.: 2.9 Issued: 18-DEC-08

Band	I	II	III	IV	V
GS Range	1-6	7-10	11-12	13-14	15-15
Interval					
01	0 - 0	45,194 - 55,925	59,453 - 73,609	83,523 - 103,430	116,099 - 131,579
02	37,836 - 42,868	55,926 - 63,973	73,610 - 84,227	103,431 - 118,360	131,580 - 143,190
03	42,869 - 49,189	63,974 - 69,338	84,228 - 91,305	118,361 - 128,314	143,191 - 150,930
04	49,190 - 50,665	69,339 - 71,418	91,306 - 94,044	128,315 - 132,163	150,931 - 153,200
05	50,666 - 52,185	71,419 - 73,561	94,045 - 96,865	132,164 - 136,128	153,200 - 153,200

Series:

0854 1550
2210

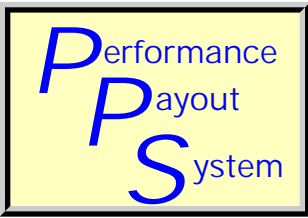
Titles:

Cities:

Counties

Boone Co. KY 21 0000 015	Bracken Co. KY 21 0000 023	Brown Co. OH 39 0000 015
Butler Co. OH 39 0000 017	Campbell Co. KY 21 0000 037	Clermont Co. OH 39 0000 025
Clinton Co. OH 39 0000 027	Dearborn Co. IN 18 0000 029	Franklin Co. IN 18 0000 047
Gallatin Co. KY 21 0000 077	Grant Co. KY 21 0000 081	Hamilton Co. OH 39 0000 061
Kenton Co. KY 21 0000 117	Ohio Co. IN 18 0000 115	Pendleton Co. KY 21 0000 191
Warren Co. OH 39 0000 165		

Locality Area: Cincinnati-Middletown-Wilmington, OH-KY-IN



Special Pay Tables

Report run on: December 29, 2008 2:50 PM

Page 26 of 182

PPS: CINLEO

OPM: LEO ADMINISTRATIVE

Path: ZA

Effective:

04-JAN-09

Prev. Yr Rate .1777

Curr. Yr Rate: .1828

Loc. Diff: 1.00433

Gen. Inc.: 2.9

Issued: 18-DEC-08

Band	I	II	III	IV	V
GS Range	1-6	7-10	11-12	13-14	15-15
Interval					
01	20,746 - 34,751	44,877 - 56,539	58,601 - 73,136	83,523 - 103,430	116,099 - 131,579
02	34,752 - 45,255	56,540 - 65,285	73,137 - 84,037	103,431 - 118,360	131,580 - 143,190
03	45,256 - 52,257	65,286 - 71,116	84,038 - 91,305	118,361 - 128,314	143,191 - 150,930
04	52,258 - 53,825	71,117 - 73,249	91,306 - 94,044	128,315 - 132,163	150,931 - 153,200
05	53,826 - 55,440	73,250 - 75,446	94,045 - 96,865	132,164 - 136,128	153,200 - 153,200

Series:

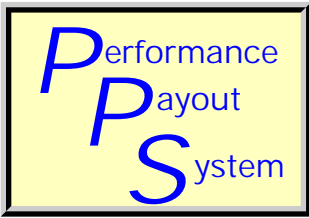
1811

Titles:

Cities:

Counties

Locality Area: Cincinnati-Middletown-Wilmington, OH-KY-IN



Special Pay Tables

Report run on: December 29, 2008 2:50 PM

Page 27 of 182

PPS: CLE041401 OPM: 0414 PROFESSIONAL Path: ZP Effective: 04-JAN-09

Prev. Yr Rate .1711 Curr. Yr Rate: .1816 Loc. Diff: 1.00897 Gen. Inc.: 2.9 Issued: 18-DEC-08

Band	I	II	III	IV	V
GS Range	1-6	7-10	11-12	13-14	15-15
Interval					
01	0 - 0	43,521 - 54,964	58,541 - 73,061	83,439 - 103,326	115,981 - 131,446
02	35,135 - 40,596	54,965 - 63,546	73,062 - 83,952	103,327 - 118,241	131,447 - 143,045
03	40,597 - 46,273	63,547 - 69,268	83,953 - 91,212	118,242 - 128,184	143,046 - 150,777
04	46,274 - 47,661	69,269 - 71,346	91,213 - 93,948	128,185 - 132,030	150,778 - 153,200
05	47,662 - 49,091	71,347 - 73,486	93,949 - 96,766	132,031 - 135,991	153,200 - 153,200

Series:

0801	0808
0810	0819
0830	0861
0871	0896

Titles:

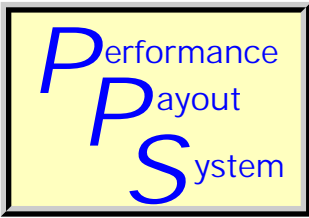
Cities:

Counties

Ashtabula Co. OH 39 0000 007	Cuyahoga Co. OH 39 0000 035	Geauga Co. OH 39 0000 055
Lake Co. OH 39 0000 085	Lorain Co. OH 39 0000 093	Medina Co. OH 39 0000 103
Portage Co. OH 39 0000 133	Summit Co. OH 39 0000 153	

Locality Area: Cleveland-Akron-Elyria, OH





Special Pay Tables

Report run on: December 29, 2008 2:50 PM

Page 28 of 182

PPS: CLE042201 OPM: 0422 PROFESSIONAL Path: ZP Effective: 04-JAN-09

Prev. Yr Rate .1711 Curr. Yr Rate: .1816 Loc. Diff: 1.00897 Gen. Inc.: 2.9 Issued: 18-DEC-08

Band	I	II	III	IV	V
GS Range	1-6	7-10	11-12	13-14	15-15
Interval					
01	0 - 0	43,521 - 54,964	58,541 - 73,061	83,439 - 103,326	115,981 - 131,446
02	35,135 - 40,596	54,965 - 63,546	73,062 - 83,952	103,327 - 118,241	131,447 - 143,045
03	40,597 - 46,273	63,547 - 69,268	83,953 - 91,212	118,242 - 128,184	143,046 - 150,777
04	46,274 - 47,661	69,269 - 71,346	91,213 - 93,948	128,185 - 132,030	150,778 - 153,200
05	47,662 - 49,091	71,347 - 73,486	93,949 - 96,766	132,031 - 135,991	153,200 - 153,200

Series:

0850

0855

Titles:

Cities:

Counties

Ashtabula Co. OH 39 0000 007

Cuyahoga Co. OH 39 0000 035

Geauga Co. OH 39 0000 055

Lake Co. OH 39 0000 085

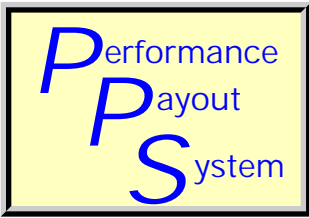
Lorain Co. OH 39 0000 093

Medina Co. OH 39 0000 103

Portage Co. OH 39 0000 133

Summit Co. OH 39 0000 153

Locality Area: Cleveland-Akron-Elyria, OH



Special Pay Tables

Report run on: December 29, 2008 2:50 PM

Page 29 of 182

PPS: CLE999B01 OPM: 999B PROFESSIONAL Path: ZP Effective: 04-JAN-09

Prev. Yr Rate .1711 Curr. Yr Rate: .1816 Loc. Diff: 1.00897 Gen. Inc.: 2.9 Issued: 18-DEC-08

Band	I	II	III	IV	V
GS Range	1-6	7-10	11-12	13-14	15-15
Interval					
01	0 - 0	44,524 - 55,521	58,541 - 73,061	83,439 - 103,326	115,981 - 131,446
02	37,296 - 42,317	55,522 - 63,769	73,062 - 83,952	103,327 - 118,241	131,447 - 143,045
03	42,318 - 48,486	63,770 - 69,268	83,953 - 91,212	118,242 - 128,184	143,046 - 150,777
04	48,487 - 49,941	69,269 - 71,346	91,213 - 93,948	128,185 - 132,030	150,778 - 153,200
05	49,942 - 51,439	71,347 - 73,486	93,949 - 96,766	132,031 - 135,991	153,200 - 153,200

Series:

0854 1550
2210

Titles:

Cities:

Counties

Ashtabula Co. OH 39 0000 007 Cuyahoga Co. OH 39 0000 035 Geauga Co. OH 39 0000 055
 Lake Co. OH 39 0000 085 Lorain Co. OH 39 0000 093 Medina Co. OH 39 0000 103
 Portage Co. OH 39 0000 133 Summit Co. OH 39 0000 153

Locality Area: Cleveland-Akron-Elyria, OH





Special Pay Tables

Report run on: December 29, 2008 2:50 PM

Page 30 of 182

PPS: CLELEO

OPM: LEO ADMINISTRATIVE

Path: ZA

Effective:

04-JAN-09

Prev. Yr Rate .1711

Curr. Yr Rate: .1816

Loc. Diff: 1.00897

Gen. Inc.: 2.9

Issued: 18-DEC-08

Band	I	II	III	IV	V
GS Range	1-6	7-10	11-12	13-14	15-15
Interval					
01	20,725 - 34,716	44,831 - 56,481	58,541 - 73,061	83,439 - 103,326	115,981 - 131,446
02	34,717 - 45,209	56,482 - 65,219	73,062 - 83,952	103,327 - 118,241	131,447 - 143,045
03	45,210 - 52,204	65,220 - 71,044	83,953 - 91,212	118,242 - 128,184	143,046 - 150,777
04	52,205 - 53,770	71,045 - 73,175	91,213 - 93,948	128,185 - 132,030	150,778 - 153,200
05	53,771 - 55,383	73,176 - 75,370	93,949 - 96,766	132,031 - 135,991	153,200 - 153,200

Series:

1811

Titles:

Cities:

Counties

Locality Area: Cleveland-Akron-Elyria, OH



Special Pay Tables

Report run on: December 29, 2008 2:50 PM

Page 31 of 182

PPS: COL030501 OPM: 0305 PROFESSIONAL Path: ZP Effective: 04-JAN-09

Prev. Yr Rate .158 Curr. Yr Rate: .1662 Loc. Diff: 1.00708 Gen. Inc.: 2.9 Issued: 18-DEC-08

Band	I	II	III	IV	V
GS Range	1-6	7-10	11-12	13-14	15-15
Interval					
01	31,531 - 31,662	39,041 - 52,074	57,778 - 72,110	82,351 - 101,979	114,470 - 129,733
02	31,663 - 40,067	52,075 - 61,849	72,111 - 82,858	101,980 - 116,699	129,734 - 141,180
03	40,068 - 45,670	61,850 - 68,365	82,859 - 90,024	116,700 - 126,513	141,181 - 148,812
04	45,671 - 47,040	68,366 - 70,416	90,025 - 92,725	126,514 - 130,308	148,813 - 153,200
05	47,041 - 48,451	70,417 - 72,528	92,726 - 95,507	130,309 - 134,217	153,200 - 153,200

Series:

0690

Titles:

Cities:

Counties

Delaware Co. OH 39 0000 041

Fairfield Co. OH 39 0000 045

Fayette Co. OH 39 0000 047

Franklin Co. OH 39 0000 049

Knox Co. OH 39 0000 083

Licking Co. OH 39 0000 089

Madison Co. OH 39 0000 097

Marion Co. OH 39 0000 101

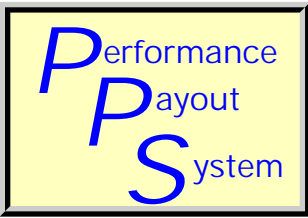
Morrow Co. OH 39 0000 117

Pickaway Co. OH 39 0000 129

Ross Co. OH 39 0000 141

Union Co. OH 39 0000 159

Locality Area: Columbus-Marion-Chillicothe, OH



Special Pay Tables

Report run on: December 29, 2008 2:50 PM

Page 32 of 182

PPS: COL041401 OPM: 0414 PROFESSIONAL Path: ZP Effective: 04-JAN-09

Prev. Yr Rate .158 Curr. Yr Rate: .1662 Loc. Diff: 1.00708 Gen. Inc.: 2.9 Issued: 18-DEC-08

Band	I	II	III	IV	V
GS Range	1-6	7-10	11-12	13-14	15-15
Interval					
01	0 - 0	43,521 - 54,563	57,778 - 72,110	82,351 - 101,979	114,470 - 129,733
02	35,135 - 40,067	54,564 - 62,844	72,111 - 82,858	101,980 - 116,699	129,734 - 141,180
03	40,068 - 45,670	62,845 - 68,365	82,859 - 90,024	116,700 - 126,513	141,181 - 148,812
04	45,671 - 47,040	68,366 - 70,416	90,025 - 92,725	126,514 - 130,308	148,813 - 153,200
05	47,041 - 48,451	70,417 - 72,528	92,726 - 95,507	130,309 - 134,217	153,200 - 153,200

Series:

0801	0808
0810	0819
0830	0861
0871	0896

Titles:

Cities:

Counties

Delaware Co. OH 39 0000 041	Fairfield Co. OH 39 0000 045	Fayette Co. OH 39 0000 047
Franklin Co. OH 39 0000 049	Knox Co. OH 39 0000 083	Licking Co. OH 39 0000 089
Madison Co. OH 39 0000 097	Marion Co. OH 39 0000 101	Morrow Co. OH 39 0000 117
Pickaway Co. OH 39 0000 129	Ross Co. OH 39 0000 141	Union Co. OH 39 0000 159

Locality Area: Columbus-Marion-Chillicothe, OH



Special Pay Tables

Report run on: December 29, 2008 2:50 PM

Page 33 of 182

PPS: COL042201 OPM: 0422 PROFESSIONAL Path: ZP Effective: 04-JAN-09

Prev. Yr Rate .158 Curr. Yr Rate: .1662 Loc. Diff: 1.00708 Gen. Inc.: 2.9 Issued: 18-DEC-08

Band	I	II	III	IV	V
GS Range	1-6	7-10	11-12	13-14	15-15
Interval					
01	0 - 0	43,521 - 54,563	57,799 - 72,121	82,351 - 101,979	114,470 - 129,733
02	35,135 - 40,067	54,564 - 62,844	72,122 - 82,863	101,980 - 116,699	129,734 - 141,180
03	40,068 - 45,670	62,845 - 68,365	82,864 - 90,024	116,700 - 126,513	141,181 - 148,812
04	45,671 - 47,040	68,366 - 70,416	90,025 - 92,725	126,514 - 130,308	148,813 - 153,200
05	47,041 - 48,451	70,417 - 72,528	92,726 - 95,507	130,309 - 134,217	153,200 - 153,200

Series:

0850

0855

Titles:

Cities:

Counties

Delaware Co. OH 39 0000 041

Fairfield Co. OH 39 0000 045

Fayette Co. OH 39 0000 047

Franklin Co. OH 39 0000 049

Knox Co. OH 39 0000 083

Licking Co. OH 39 0000 089

Madison Co. OH 39 0000 097

Marion Co. OH 39 0000 101

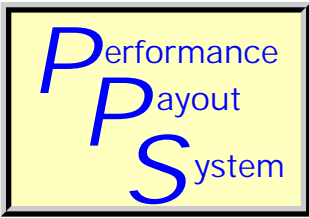
Morrow Co. OH 39 0000 117

Pickaway Co. OH 39 0000 129

Ross Co. OH 39 0000 141

Union Co. OH 39 0000 159

Locality Area: Columbus-Marion-Chillicothe, OH



Special Pay Tables

Report run on: December 29, 2008 2:50 PM

Page 34 of 182

PPS: COL999C01 OPM: 999C PROFESSIONAL Path: ZP Effective: 04-JAN-09

Prev. Yr Rate .158 Curr. Yr Rate: .1662 Loc. Diff: 1.00708 Gen. Inc.: 2.9 Issued: 18-DEC-08

Band	I	II	III	IV	V
GS Range	1-6	7-10	11-12	13-14	15-15
Interval					
01	0 - 0	45,194 - 55,865	59,453 - 73,040	82,351 - 101,979	114,470 - 129,733
02	37,836 - 42,804	55,866 - 63,868	73,041 - 83,230	101,980 - 116,699	129,734 - 141,180
03	42,805 - 49,189	63,869 - 69,204	83,231 - 90,024	116,700 - 126,513	141,181 - 148,812
04	49,190 - 50,665	69,205 - 71,280	90,025 - 92,725	126,514 - 130,308	148,813 - 153,200
05	50,666 - 52,185	71,281 - 73,418	92,726 - 95,507	130,309 - 134,217	153,200 - 153,200

Series:

0854 1550
2210

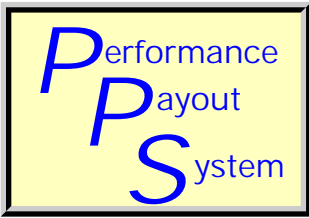
Titles:

Cities:

Counties

Delaware Co. OH 39 0000 041 Fairfield Co. OH 39 0000 045 Fayette Co. OH 39 0000 047
 Franklin Co. OH 39 0000 049 Knox Co. OH 39 0000 083 Licking Co. OH 39 0000 089
 Madison Co. OH 39 0000 097 Marion Co. OH 39 0000 101 Morrow Co. OH 39 0000 117
 Pickaway Co. OH 39 0000 129 Ross Co. OH 39 0000 141 Union Co. OH 39 0000 159

Locality Area: Columbus-Marion-Chillicothe, OH



Special Pay Tables

Report run on: December 29, 2008 2:50 PM

Page 35 of 182

PPS: COLLEO

OPM: LEO ADMINISTRATIVE

Path: ZA

Effective:

04-JAN-09

Prev. Yr Rate .158

Curr. Yr Rate: .1662

Loc. Diff: 1.00708

Gen. Inc.: 2.9

Issued: 18-DEC-08

Band	I	II	III	IV	V
GS Range	1-6	7-10	11-12	13-14	15-15
Interval					
01	20,455 - 34,263	44,247 - 55,745	57,778 - 72,110	82,351 - 101,979	114,470 - 129,733
02	34,264 - 44,620	55,746 - 64,369	72,111 - 82,858	101,980 - 116,699	129,734 - 141,180
03	44,621 - 51,524	64,370 - 70,118	82,859 - 90,024	116,700 - 126,513	141,181 - 148,812
04	51,525 - 53,070	70,119 - 72,222	90,025 - 92,725	126,514 - 130,308	148,813 - 153,200
05	53,071 - 54,662	72,223 - 74,389	92,726 - 95,507	130,309 - 134,217	153,200 - 153,200

Series:

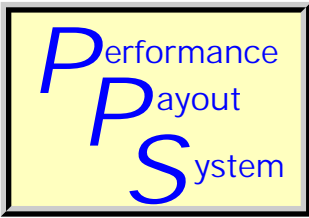
1811

Titles:

Cities:

Counties

Locality Area: Columbus-Marion-Chillicothe, OH



Special Pay Tables

Report run on: December 29, 2008 2:50 PM

Page 36 of 182

PPS: DAY030501 OPM: 0305 PROFESSIONAL Path: ZP Effective: 04-JAN-09

Prev. Yr Rate .1526 Curr. Yr Rate: .159 Loc. Diff: 1.00555 Gen. Inc.: 2.9 Issued: 18-DEC-08

Band	I	II	III	IV	V
GS Range	1-6	7-10	11-12	13-14	15-15
Interval					
01	0 - 0	38,800 - 51,752	57,421 - 71,664	81,843 - 101,349	113,763 - 128,932
02	31,531 - 39,819	51,753 - 61,467	71,665 - 82,346	101,350 - 115,979	128,933 - 140,309
03	39,820 - 45,388	61,468 - 67,943	82,347 - 89,468	115,980 - 125,732	140,310 - 147,893
04	45,389 - 46,750	67,944 - 69,981	89,469 - 92,152	125,733 - 129,504	147,894 - 152,330
05	46,751 - 48,153	69,982 - 72,080	92,153 - 94,917	129,505 - 133,389	152,331 - 153,200

Series:

0690

Titles:

Cities:

Counties

Champaign Co. OH 39 0000 021

Clark Co. OH 39 0000 023

Darke Co. OH 39 0000 037

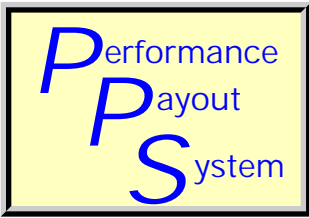
Greene Co. OH 39 0000 057

Miami Co. OH 39 0000 109

Montgomery Co. OH 39 0000 113

Preble Co. OH 39 0000 135

Locality Area: Dayton-Springfield-Greenville, OH



Special Pay Tables

Report run on: December 29, 2008 2:50 PM

Page 37 of 182

PPS: DAY041401 OPM: 0414 PROFESSIONAL Path: ZP Effective: 04-JAN-09

Prev. Yr Rate .1526 Curr. Yr Rate: .159 Loc. Diff: 1.00555 Gen. Inc.: 2.9 Issued: 18-DEC-08

Band	I	II	III	IV	V
GS Range	1-6	7-10	11-12	13-14	15-15
Interval					
01	0 - 0	43,521 - 54,375	57,421 - 71,664	81,843 - 101,349	113,763 - 128,932
02	35,135 - 39,819	54,376 - 62,516	71,665 - 82,346	101,350 - 115,979	128,933 - 140,309
03	39,820 - 45,388	62,517 - 67,943	82,347 - 89,468	115,980 - 125,732	140,310 - 147,893
04	45,389 - 46,750	67,944 - 69,981	89,469 - 92,152	125,733 - 129,504	147,894 - 152,330
05	46,751 - 48,153	69,982 - 72,080	92,153 - 94,917	129,505 - 133,389	152,331 - 153,200

Series:

0801	0808
0810	0819
0830	0861
0871	0896

Titles:

Cities:

Counties

Champaign Co. OH 39 0000 021	Clark Co. OH 39 0000 023	Darke Co. OH 39 0000 037
Greene Co. OH 39 0000 057	Miami Co. OH 39 0000 109	Montgomery Co. OH 39 0000 113
Preble Co. OH 39 0000 135		

Locality Area: Dayton-Springfield-Greenville, OH



Special Pay Tables

Report run on: December 29, 2008 2:50 PM

Page 38 of 182

PPS: DAY042201 OPM: 0422 PROFESSIONAL Path: ZP Effective: 04-JAN-09

Prev. Yr Rate .1526 Curr. Yr Rate: .159 Loc. Diff: 1.00555 Gen. Inc.: 2.9 Issued: 18-DEC-08

Band	I	II	III	IV	V
GS Range	1-6	7-10	11-12	13-14	15-15
Interval					
01	0 - 0	43,521 - 54,375	57,799 - 71,874	81,843 - 101,349	113,763 - 128,932
02	35,135 - 39,819	54,376 - 62,516	71,875 - 82,430	101,350 - 115,979	128,933 - 140,309
03	39,820 - 45,388	62,517 - 67,943	82,431 - 89,468	115,980 - 125,732	140,310 - 147,893
04	45,389 - 46,750	67,944 - 69,981	89,469 - 92,152	125,733 - 129,504	147,894 - 152,330
05	46,751 - 48,153	69,982 - 72,080	92,153 - 94,917	129,505 - 133,389	152,331 - 153,200

Series:

0850

0855

Titles:

Cities:

Counties

Champaign Co. OH 39 0000 021

Clark Co. OH 39 0000 023

Darke Co. OH 39 0000 037

Greene Co. OH 39 0000 057

Miami Co. OH 39 0000 109

Montgomery Co. OH 39 0000 113

Preble Co. OH 39 0000 135

Locality Area: Dayton-Springfield-Greenville, OH



Special Pay Tables

Report run on: December 29, 2008 2:50 PM

Page 39 of 182

PPS: DAY999B01 OPM: 999B PROFESSIONAL Path: ZP Effective: 04-JAN-09

Prev. Yr Rate .1526 Curr. Yr Rate: .159 Loc. Diff: 1.00555 Gen. Inc.: 2.9 Issued: 18-DEC-08

Band	I	II	III	IV	V
GS Range	1-6	7-10	11-12	13-14	15-15
Interval					
01	0 - 0	44,524 - 55,493	58,462 - 72,242	81,843 - 101,349	113,763 - 128,932
02	37,296 - 42,229	55,494 - 63,720	72,243 - 82,578	101,350 - 115,979	128,933 - 140,309
03	42,230 - 48,486	63,721 - 69,204	82,579 - 89,468	115,980 - 125,732	140,310 - 147,893
04	48,487 - 49,941	69,205 - 71,280	89,469 - 92,152	125,733 - 129,504	147,894 - 152,330
05	49,942 - 51,439	71,281 - 73,418	92,153 - 94,917	129,505 - 133,389	152,331 - 153,200

Series:

0854 1550
2210

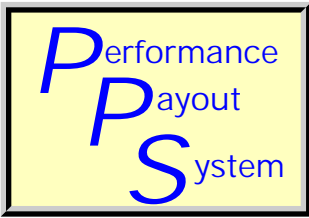
Titles:

Cities:

Counties

Champaign Co. OH 39 0000 021 Clark Co. OH 39 0000 023 Darke Co. OH 39 0000 037
Greene Co. OH 39 0000 057 Miami Co. OH 39 0000 109 Montgomery Co. OH 39 0000 113
Preble Co. OH 39 0000 135

Locality Area: Dayton-Springfield-Greenville, OH



Special Pay Tables

Report run on: December 29, 2008 2:50 PM

Page 40 of 182

PPS: DAYLEO OPM: LEO ADMINISTRATIVE Path: ZA Effective: 04-JAN-09

Prev. Yr Rate .1526 Curr. Yr Rate: .159 Loc. Diff: 1.00555 Gen. Inc.: 2.9 Issued: 18-DEC-08

Band	I	II	III	IV	V
GS Range	1-6	7-10	11-12	13-14	15-15
Interval					
01	20,329 - 34,052	43,974 - 55,401	57,421 - 71,664	81,843 - 101,349	113,763 - 128,932
02	34,053 - 44,344	55,402 - 63,971	71,665 - 82,346	101,350 - 115,979	128,933 - 140,309
03	44,345 - 51,206	63,972 - 69,685	82,347 - 89,468	115,980 - 125,732	140,310 - 147,893
04	51,207 - 52,742	69,686 - 71,776	89,469 - 92,152	125,733 - 129,504	147,894 - 152,330
05	52,743 - 54,324	71,777 - 73,929	92,153 - 94,917	129,505 - 133,389	152,331 - 153,200

Series:

1811

Titles:

Cities:

Counties

Locality Area: Dayton-Springfield-Greenville, OH



Special Pay Tables

Report run on: December 29, 2008 2:50 PM

Page 41 of 182

PPS: DCB002903 OPM: 0029 CLERICAL AND SUPPORT Path: ZS Effective: 04-JAN-09

Prev. Yr Rate .2089 Curr. Yr Rate: .231 Loc. Diff: 1.01828 Gen. Inc.: 2.9 Issued: 18-DEC-08

Band	I	II	III	IV	V
GS Range	1-2	3-4	5-6	7-8	9-10
Interval					
01	21,592 - 25,572	26,487 - 31,895	33,269 - 39,908	41,210 - 49,265	50,408 - 60,077
02	25,573 - 28,557	31,896 - 35,951	39,909 - 44,887	49,266 - 55,306	60,078 - 67,329
03	28,558 - 30,547	35,952 - 38,655	44,888 - 48,207	55,307 - 59,333	67,330 - 72,164
04	30,548 - 31,463	38,656 - 39,815	48,208 - 49,653	59,334 - 61,113	72,165 - 74,329
05	31,464 - 32,407	39,816 - 41,009	49,654 - 51,143	61,114 - 62,946	74,330 - 76,559

Series:

0322 0326
0356

Titles:

DATA TRANSCRIPTION OFFICE AUTOMATION
STENOGRAPY STENOGRAPY OR TYPING
TYPING

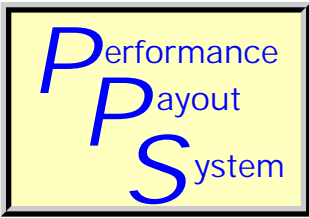
Cities:

ALEXANDRIA VA 51 0040 510 DAHLGREN VA 51 0695 099 FAIRFAX VA 51 0900 600
FALLS CHURCH VA 51 0930 610 MANASSAS PARK VA 51 1549 685 MANASSAS VA 51 1550 683
VINT HILL FARMS MIL INS VA 51 2518 061

Counties

ARLINGTON VA 51 0000 013 CALVERT MD 24 0000 009 CHARLES MD 24 0000 017
DISTRICT OF COLUMBIA DC 11 0000 001 FAIRFAX VA 51 0000 059 FREDERICK MD 24 0000 021
LOUDOUN VA 51 0000 107 MONTGOMERY MD 24 0000 031 PRINCE GEORGE'S MD 24 0000 033
PRINCE WILLIAM VA 51 0000 153 STAFFORD VA 51 0000 179

Locality Area: Washington-Baltimore-Northern Virginia, DC-MD-VA-WV-PA



Special Pay Tables

Report run on: December 29, 2008 2:50 PM

Page 42 of 182

PPS: DCB003201 OPM: 0032 PROFESSIONAL Path: ZP Effective: 04-JAN-09

Prev. Yr Rate .2089 Curr. Yr Rate: .231 Loc. Diff: 1.01828 Gen. Inc.: 2.9 Issued: 18-DEC-08

Band	I	II	III	IV	V
GS Range	1-6	7-10	11-12	13-14	15-15
Interval					
01	0 - 0	44,859 - 56,995	64,903 - 78,291	86,927 - 107,645	120,830 - 135,217
02	39,998 - 45,243	56,996 - 66,096	78,292 - 88,332	107,646 - 123,184	135,218 - 146,007
03	45,244 - 52,000	66,097 - 72,164	88,333 - 95,026	123,185 - 133,543	146,008 - 153,200
04	52,001 - 53,560	72,165 - 74,329	95,027 - 97,877	133,544 - 137,549	153,200 - 153,200
05	53,561 - 55,167	74,330 - 76,559	97,878 - 100,813	137,550 - 141,675	153,200 - 153,200

Series:

1529

Titles:

Cities:

WASHINGTON DC 11 0010 001

Counties

ALEXANDRIA VA 51 0000 510

ANNE ARUNDEL MD 24 0000 003

ARLINGTON VA 51 0000 013

CALVERT MD 24 0000 009

CHARLES MD 24 0000 017

FAIRFAX VA 51 0000 059

FAIRFAX VA 51 0000 600

FALLS CHURCH VA 51 0000 610

FREDERICK MD 24 0000 021

LOUDOUN VA 51 0000 107

MANASSAS PARK VA 51 0000 685

MANASSAS VA 51 0000 683

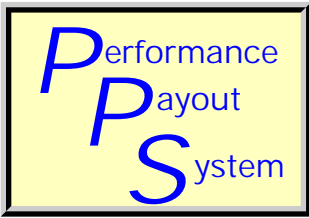
MONTGOMERY MD 24 0000 031

PRINCE GEORGE'S MD 24 0000 033

PRINCE WILLIAM VA 51 0000 153

STAFFORD VA 51 0000 179

Locality Area: Washington-Baltimore-Northern Virginia, DC-MD-VA-WV-PA



Special Pay Tables

Report run on: December 29, 2008 2:50 PM

Page 43 of 182

PPS: DCB022301 OPM: 0223 PROFESSIONAL Path: ZP Effective: 04-JAN-09

Prev. Yr Rate .2089 Curr. Yr Rate: .231 Loc. Diff: 1.01828 Gen. Inc.: 2.9 Issued: 18-DEC-08

Band	I	II	III	IV	V
GS Range	1-6	7-10	11-12	13-14	15-15
Interval					
01	0 - 0	43,521 - 56,251	60,989 - 76,117	86,927 - 107,645	120,830 - 135,217
02	35,135 - 42,293	56,252 - 65,799	76,118 - 87,462	107,646 - 123,184	135,218 - 146,007
03	42,294 - 48,207	65,800 - 72,164	87,463 - 95,026	123,185 - 133,543	146,008 - 153,200
04	48,208 - 49,653	72,165 - 74,329	95,027 - 97,877	133,544 - 137,549	153,200 - 153,200
05	49,654 - 51,143	74,330 - 76,559	97,878 - 100,813	137,550 - 141,675	153,200 - 153,200

Series:

1370

Titles:

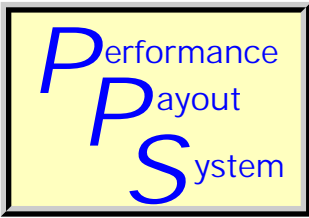
Cities:

ALEXANDRIA VA 51 0040 510 FAIRFAX VA 51 0900 600 FALLS CHURCH VA 51 0930 610
 MANASSAS PARK VA 51 1549 685 MANASSAS VA 51 1550 683

Counties

ARLINGTON VA 51 0000 013 CALVERT MD 24 0000 009 CHARLES MD 24 0000 017
 DISTRICT OF COLUMBIA DC 11 0000 001 FAIRFAX VA 51 0000 059 FREDERICK MD 24 0000 021
 LOUDOUN VA 51 0000 107 MONTGOMERY MD 24 0000 031 PRINCE GEORGE'S MD 24 0000 033
 PRINCE WILLIAM VA 51 0000 153 STAFFORD VA 51 0000 179

Locality Area: Washington-Baltimore-Northern Virginia, DC-MD-VA-WV-PA



Special Pay Tables

Report run on: December 29, 2008 2:50 PM

Page 44 of 182

PPS: DCB030402 OPM: 0304 ADMINISTRATIVE Path: ZA Effective: 04-JAN-09

Prev. Yr Rate .2089 Curr. Yr Rate: .231 Loc. Diff: 1.01828 Gen. Inc.: 2.9 Issued: 18-DEC-08

Band	I	II	III	IV	V
GS Range	1-6	7-10	11-12	13-14	15-15
Interval					
01	0 - 0	50,504 - 60,131	60,989 - 76,117	86,927 - 107,645	120,830 - 135,217
02	35,135 - 42,293	60,132 - 67,351	76,118 - 87,462	107,646 - 123,184	135,218 - 146,007
03	42,294 - 48,207	67,352 - 72,164	87,463 - 95,026	123,185 - 133,543	146,008 - 153,200
04	48,208 - 49,653	72,165 - 74,329	95,027 - 97,877	133,544 - 137,549	153,200 - 153,200
05	49,654 - 51,143	74,330 - 76,559	97,878 - 100,813	137,550 - 141,675	153,200 - 153,200

Series:

0610

Titles:

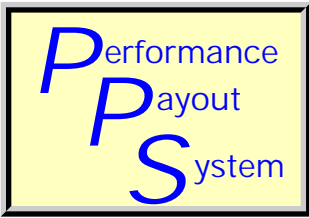
Cities:

ALEXANDRIA VA 51 0040 510 FAIRFAX VA 51 0900 600 FALLS CHURCH VA 51 0930 610
 FORT MEADE MD 24 0575 003 MANASSAS PARK VA 51 1549 685 MANASSAS VA 51 1550 683

Counties

ARLINGTON VA 51 0000 013 CALVERT MD 24 0000 009 CHARLES MD 24 0000 017
 DISTRICT OF COLUMBIA DC 11 0000 001 FAIRFAX VA 51 0000 059 FREDERICK MD 24 0000 021
 LOUDOUN VA 51 0000 107 MONTGOMERY MD 24 0000 031 PRINCE GEORGE'S MD 24 0000 033
 PRINCE WILLIAM VA 51 0000 153 STAFFORD VA 51 0000 179

Locality Area: Washington-Baltimore-Northern Virginia, DC-MD-VA-WV-PA



Special Pay Tables

Report run on: December 29, 2008 2:50 PM

Page 45 of 182

PPS: DCB041401 OPM: 0414 PROFESSIONAL Path: ZP Effective: 04-JAN-09

Prev. Yr Rate .2089 Curr. Yr Rate: .231 Loc. Diff: 1.01828 Gen. Inc.: 2.9 Issued: 18-DEC-08

Band	I	II	III	IV	V
GS Range	1-6	7-10	11-12	13-14	15-15
Interval					
01	0 - 0	43,521 - 56,251	60,989 - 76,117	86,927 - 107,645	120,830 - 135,217
02	35,135 - 42,293	56,252 - 65,799	76,118 - 87,462	107,646 - 123,184	135,218 - 146,007
03	42,294 - 48,207	65,800 - 72,164	87,463 - 95,026	123,185 - 133,543	146,008 - 153,200
04	48,208 - 49,653	72,165 - 74,329	95,027 - 97,877	133,544 - 137,549	153,200 - 153,200
05	49,654 - 51,143	74,330 - 76,559	97,878 - 100,813	137,550 - 141,675	153,200 - 153,200

Series:

0801	0808
0810	0819
0830	0861
0871	0896

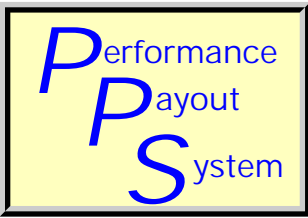
Titles:

Cities:

Counties

Adams Co. PA 42 0000 001	Alexandria City VA 51 0000 510	Anne Arundel Co. MD 24 0000 003
Arlington Co. VA 51 0000 013	Baltimore City MD 24 0000 510	Baltimore Co. MD 24 0000 005
Berkeley Co. WV 54 0000 003	Calvert Co. MD 24 0000 009	Carroll Co. MD 24 0000 013
Charles Co. MD 24 0000 017	Clarke Co. VA 51 0000 043	Culpeper Co. VA 51 0000 047
District of Columbia DC 11 0000 001	Fairfax City VA 51 0000 600	Fairfax Co. VA 51 0000 059
Falls Church City VA 51 0000 610	Fauquier Co. VA 51 0000 061	Frederick Co. MD 24 0000 021
Frederick Co. VA 51 0000 069	Fredericksburg City VA 51 0000 630	Hampshire Co. WV 54 0000 027
Harford Co. MD 24 0000 025	Howard Co. MD 24 0000 027	Jefferson Co. WV 54 0000 037
King George Co. VA 51 0000 099	Loudoun Co. VA 51 0000 107	Manassas City VA 51 0000 683
Manassas Park City VA 51 0000 685	Montgomery Co. MD 24 0000 031	Morgan Co. WV 54 0000 065
Prince George's Co. MD 24 0000 033	Prince William Co. VA 51 0000 153	Queen Anne's Co. MD 24 0000 035
Spotsylvania Co. VA 51 0000 177	St. Mary's Co. MD 24 0000 037	Stafford Co. VA 51 0000 179
Warren Co. VA 51 0000 187	Washington Co. MD 24 0000 043	Winchester City VA 51 0000 840
York Co. PA 42 0000 133		

Locality Area: Washington-Baltimore-Northern Virginia, DC-MD-VA-WV-PA



Special Pay Tables

Report run on: December 29, 2008 2:50 PM

Page 46 of 182

PPS: DCB042201 OPM: 0422 PROFESSIONAL Path: ZP Effective: 04-JAN-09

Prev. Yr Rate .2089 Curr. Yr Rate: .231 Loc. Diff: 1.01828 Gen. Inc.: 2.9 Issued: 18-DEC-08

Band	I	II	III	IV	V
GS Range	1-6	7-10	11-12	13-14	15-15
Interval					
01	0 - 0	43,521 - 56,251	60,989 - 76,117	86,927 - 107,645	120,830 - 135,217
02	35,135 - 42,293	56,252 - 65,799	76,118 - 87,462	107,646 - 123,184	135,218 - 146,007
03	42,294 - 48,207	65,800 - 72,164	87,463 - 95,026	123,185 - 133,543	146,008 - 153,200
04	48,208 - 49,653	72,165 - 74,329	95,027 - 97,877	133,544 - 137,549	153,200 - 153,200
05	49,654 - 51,143	74,330 - 76,559	97,878 - 100,813	137,550 - 141,675	153,200 - 153,200

Series:

0850

0855

Titles:

Cities:

Counties

- | | | |
|-------------------------------------|------------------------------------|---------------------------------|
| Adams Co. PA 42 0000 001 | Alexandria City VA 51 0000 510 | Anne Arundel Co. MD 24 0000 003 |
| Arlington Co. VA 51 0000 013 | Baltimore City MD 24 0000 510 | Baltimore Co. MD 24 0000 005 |
| Berkeley Co. WV 54 0000 003 | Calvert Co. MD 24 0000 009 | Carroll Co. MD 24 0000 013 |
| Charles Co. MD 24 0000 017 | Clarke Co. VA 51 0000 043 | Culpeper Co. VA 51 0000 047 |
| District of Columbia DC 11 0000 001 | Fairfax City VA 51 0000 600 | Fairfax Co. VA 51 0000 059 |
| Falls Church City VA 51 0000 610 | Fauquier Co. VA 51 0000 061 | Frederick Co. MD 24 0000 021 |
| Frederick Co. VA 51 0000 069 | Fredericksburg City VA 51 0000 630 | Hampshire Co. WV 54 0000 027 |
| Harford Co. MD 24 0000 025 | Howard Co. MD 24 0000 027 | Jefferson Co. WV 54 0000 037 |
| King George Co. VA 51 0000 099 | Loudoun Co. VA 51 0000 107 | Manassas City VA 51 0000 683 |
| Manassas Park City VA 51 0000 685 | Montgomery Co. MD 24 0000 031 | Morgan Co. WV 54 0000 065 |
| Prince George's Co. MD 24 0000 033 | Prince William Co. VA 51 0000 153 | Queen Anne's Co. MD 24 0000 035 |
| Spotsylvania Co. VA 51 0000 177 | St. Mary's Co. MD 24 0000 037 | Stafford Co. VA 51 0000 179 |
| Warren Co. VA 51 0000 187 | Washington Co. MD 24 0000 043 | Winchester City VA 51 0000 840 |
| York Co. PA 42 0000 133 | | |

Locality Area: Washington-Baltimore-Northern Virginia, DC-MD-VA-WV-PA



Special Pay Tables

Report run on: December 29, 2008 2:50 PM

Page 47 of 182

PPS: DCB983D03 OPM: 983D CLERICAL AND SUPPORT Path: ZS Effective: 04-JAN-09

Prev. Yr Rate .2089 Curr. Yr Rate: .231 Loc. Diff: 1.01828 Gen. Inc.: 2.9 Issued: 18-DEC-08

Band	I	II	III	IV	V
GS Range	1-2	3-4	5-6	7-8	9-10
Interval					
01	21,592 - 25,572	34,060 - 38,600	38,107 - 45,711	47,203 - 55,358	53,643 - 62,630
02	25,573 - 28,557	38,601 - 42,005	45,712 - 51,415	55,359 - 61,474	62,631 - 69,370
03	28,558 - 30,547	42,006 - 44,275	51,416 - 55,217	61,475 - 65,551	69,371 - 73,864
04	30,548 - 31,463	44,276 - 45,603	55,218 - 56,874	65,552 - 67,518	73,865 - 76,080
05	31,464 - 32,407	45,604 - 46,971	56,875 - 58,580	67,519 - 69,544	76,081 - 78,362

Series:

0083

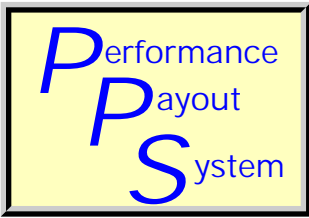
Titles:

Cities:

Counties

- Adams Co. PA 42 0000 001
- Alexandria City VA 51 0000 510
- Anne Arundel Co. MD 24 0000 003
- Arlington Co. VA 51 0000 013
- Baltimore City MD 24 0000 510
- Baltimore Co. MD 24 0000 005
- Berkeley Co. WV 54 0000 003
- Calvert Co. MD 24 0000 009
- Carroll Co. MD 24 0000 013
- Charles Co. MD 24 0000 017
- Clarke Co. VA 51 0000 043
- Culpeper Co. VA 51 0000 047
- District of Columbia DC 11 0000 001
- Fairfax City VA 51 0000 600
- Fairfax Co. VA 51 0000 059
- Falls Church City VA 51 0000 610
- Fauquier Co. VA 51 0000 061
- Frederick Co. MD 24 0000 021
- Frederick Co. VA 51 0000 069
- Fredericksburg City VA 51 0000 630
- Hampshire Co. WV 54 0000 027
- Harford Co. MD 24 0000 025
- Howard Co. MD 24 0000 027
- Jefferson Co. WV 54 0000 037
- King George Co. VA 51 0000 099
- Loudoun Co. VA 51 0000 107
- Manassas City VA 51 0000 683
- Manassas Park City VA 51 0000 685
- Montgomery Co. MD 24 0000 031
- Morgan Co. WV 54 0000 065
- Prince George's Co. MD 24 0000 033
- Prince William Co. VA 51 0000 153
- Queen Anne's Co. MD 24 0000 035
- Spotsylvania Co. VA 51 0000 177
- St. Mary's Co. MD 24 0000 037
- Stafford Co. VA 51 0000 179
- Warren Co. VA 51 0000 187
- Washington Co. MD 24 0000 043
- Winchester City VA 51 0000 840
- York Co. PA 42 0000 133

Locality Area: Washington-Baltimore-Northern Virginia, DC-MD-VA-WV-PA



Special Pay Tables

Report run on: December 29, 2008 2:50 PM

Page 48 of 182

PPS: DCB999C01 OPM: 999C PROFESSIONAL Path: ZP Effective: 04-JAN-09

Prev. Yr Rate .2089 Curr. Yr Rate: .231 Loc. Diff: 1.01828 Gen. Inc.: 2.9 Issued: 18-DEC-08

Band	I	II	III	IV	V
GS Range	1-6	7-10	11-12	13-14	15-15
Interval					
01	0 - 0	45,194 - 57,181	60,989 - 76,117	86,927 - 107,645	120,830 - 135,217
02	37,836 - 43,056	57,182 - 66,171	76,118 - 87,462	107,646 - 123,184	135,218 - 146,007
03	43,057 - 49,189	66,172 - 72,164	87,463 - 95,026	123,185 - 133,543	146,008 - 153,200
04	49,190 - 50,665	72,165 - 74,329	95,027 - 97,877	133,544 - 137,549	153,200 - 153,200
05	50,666 - 52,185	74,330 - 76,559	97,878 - 100,813	137,550 - 141,675	153,200 - 153,200

Series:

0854 1550
2210

Titles:

Cities:

Counties

Adams Co. PA 42 0000 001	Alexandria City VA 51 0000 510	Anne Arundel Co. MD 24 0000 003
Arlington Co. VA 51 0000 013	Baltimore City MD 24 0000 510	Baltimore Co. MD 24 0000 005
Berkeley Co. WV 54 0000 003	Calvert Co. MD 24 0000 009	Carroll Co. MD 24 0000 013
Charles Co. MD 24 0000 017	Clarke Co. VA 51 0000 043	Culpeper Co. VA 51 0000 047
District of Columbia DC 11 0000 001	Fairfax City VA 51 0000 600	Fairfax Co. VA 51 0000 059
Falls Church City VA 51 0000 610	Fauquier Co. VA 51 0000 061	Frederick Co. MD 24 0000 021
Frederick Co. VA 51 0000 069	Fredericksburg City VA 51 0000 630	Hampshire Co. WV 54 0000 027
Harford Co. MD 24 0000 025	Howard Co. MD 24 0000 027	Jefferson Co. WV 54 0000 037
King George Co. VA 51 0000 099	Loudoun Co. VA 51 0000 107	Manassas City VA 51 0000 683
Manassas Park City VA 51 0000 685	Montgomery Co. MD 24 0000 031	Morgan Co. WV 54 0000 065
Prince George's Co. MD 24 0000 033	Prince William Co. VA 51 0000 153	Queen Anne's Co. MD 24 0000 035
Spotsylvania Co. VA 51 0000 177	St. Mary's Co. MD 24 0000 037	Stafford Co. VA 51 0000 179
Warren Co. VA 51 0000 187	Washington Co. MD 24 0000 043	Winchester City VA 51 0000 840
York Co. PA 42 0000 133		

Locality Area: Washington-Baltimore-Northern Virginia, DC-MD-VA-WV-PA



Special Pay Tables

Report run on: December 29, 2008 2:50 PM

Page 49 of 182

PPS: DCBLEO OPM: LEO ADMINISTRATIVE Path: ZA Effective: 04-JAN-09

Prev. Yr Rate .2089 Curr. Yr Rate: .231 Loc. Diff: 1.01828 Gen. Inc.: 2.9 Issued: 18-DEC-08

Band	I	II	III	IV	V
GS Range	1-6	7-10	11-12	13-14	15-15
Interval					
01	21,592 - 36,168	46,705 - 58,842	60,989 - 76,117	86,927 - 107,645	120,830 - 135,217
02	36,169 - 47,099	58,843 - 67,945	76,118 - 87,462	107,646 - 123,184	135,218 - 146,007
03	47,100 - 54,387	67,946 - 74,014	87,463 - 95,026	123,185 - 133,543	146,008 - 153,200
04	54,388 - 56,019	74,015 - 76,234	95,027 - 97,877	133,544 - 137,549	153,200 - 153,200
05	56,020 - 57,700	76,235 - 78,521	97,878 - 100,813	137,550 - 141,675	153,200 - 153,200

Series:

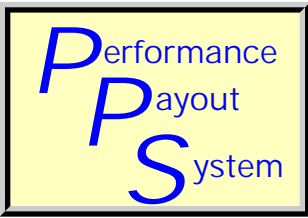
1811

Titles:

Cities:

Counties

Locality Area: Washington-Baltimore-Northern Virginia, DC-MD-VA-WV-PA



Special Pay Tables

Report run on: December 29, 2008 2:50 PM

Page 50 of 182

PPS: DEN041401 OPM: 0414 PROFESSIONAL Path: ZP Effective: 04-JAN-09

Prev. Yr Rate .2103 Curr. Yr Rate: .2203 Loc. Diff: 1.00826 Gen. Inc.: 2.9 Issued: 18-DEC-08

Band	I	II	III	IV	V
GS Range	1-6	7-10	11-12	13-14	15-15
Interval					
01	0 - 0	43,521 - 55,972	60,459 - 75,455	86,171 - 106,709	119,780 - 134,633
02	35,135 - 41,925	55,973 - 65,310	75,456 - 86,702	106,710 - 122,113	134,634 - 145,773
03	41,926 - 47,788	65,311 - 71,536	86,703 - 94,200	122,114 - 132,382	145,774 - 153,200
04	47,789 - 49,222	71,537 - 73,682	94,201 - 97,026	132,383 - 136,353	153,200 - 153,200
05	49,223 - 50,699	73,683 - 75,892	97,027 - 99,937	136,354 - 140,444	153,200 - 153,200

Series:

0801	0808
0810	0819
0830	0861
0871	0896

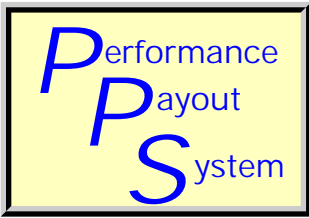
Titles:

Cities:

Counties

Adams Co. CO 08 0000 001	Arapahoe Co. CO 08 0000 005	Boulder Co. CO 08 0000 013
Broomfield Co. CO 08 0000 014	Clear Creek Co. CO 08 0000 019	Denver Co. CO 08 0000 031
Douglas Co. CO 08 0000 035	Elbert Co. CO 08 0000 039	Gilpin Co. CO 08 0000 047
Jefferson Co. CO 08 0000 059	Larimer Co. CO 08 0000 069	Park Co. CO 08 0000 093
Weld Co. CO 08 0000 123		

Locality Area: Denver-Aurora-Boulder, CO



Special Pay Tables

Report run on: December 29, 2008 2:50 PM

Page 51 of 182

PPS: DEN042201 OPM: 0422 PROFESSIONAL Path: ZP Effective: 04-JAN-09

Prev. Yr Rate .2103 Curr. Yr Rate: .2203 Loc. Diff: 1.00826 Gen. Inc.: 2.9 Issued: 18-DEC-08

Band	I	II	III	IV	V
GS Range	1-6	7-10	11-12	13-14	15-15
Interval					
01	0 - 0	43,521 - 55,972	60,459 - 75,455	86,171 - 106,709	119,780 - 134,633
02	35,135 - 41,925	55,973 - 65,310	75,456 - 86,702	106,710 - 122,113	134,634 - 145,773
03	41,926 - 47,788	65,311 - 71,536	86,703 - 94,200	122,114 - 132,382	145,774 - 153,200
04	47,789 - 49,222	71,537 - 73,682	94,201 - 97,026	132,383 - 136,353	153,200 - 153,200
05	49,223 - 50,699	73,683 - 75,892	97,027 - 99,937	136,354 - 140,444	153,200 - 153,200

Series:

0850

0855

Titles:

Cities:

Counties

Adams Co. CO 08 0000 001

Arapahoe Co. CO 08 0000 005

Boulder Co. CO 08 0000 013

Broomfield Co. CO 08 0000 014

Clear Creek Co. CO 08 0000 019

Denver Co. CO 08 0000 031

Douglas Co. CO 08 0000 035

Elbert Co. CO 08 0000 039

Gilpin Co. CO 08 0000 047

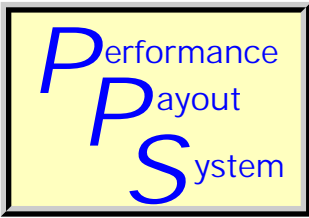
Jefferson Co. CO 08 0000 059

Larimer Co. CO 08 0000 069

Park Co. CO 08 0000 093

Weld Co. CO 08 0000 123

Locality Area: Denver-Aurora-Boulder, CO



Special Pay Tables

Report run on: December 29, 2008 2:50 PM

Page 52 of 182

PPS: DEN983C03 OPM: 983C CLERICAL AND SUPPORT Path: ZS Effective: 04-JAN-09

Prev. Yr Rate .2103 Curr. Yr Rate: .2203 Loc. Diff: 1.00826 Gen. Inc.: 2.9 Issued: 18-DEC-08

Band	I	II	III	IV	V
GS Range	1-2	3-4	5-6	7-8	9-10
Interval					
01	21,404 - 25,350	33,094 - 37,505	37,026 - 44,415	45,863 - 53,756	52,005 - 60,685
02	25,351 - 28,309	37,506 - 40,813	44,416 - 49,957	53,757 - 59,676	60,686 - 67,196
03	28,310 - 30,282	40,814 - 43,019	49,958 - 53,651	59,677 - 63,623	67,197 - 71,536
04	30,283 - 31,190	43,020 - 44,310	53,652 - 55,261	63,624 - 65,532	71,537 - 73,682
05	31,191 - 32,126	44,311 - 45,639	55,262 - 56,919	65,533 - 67,498	73,683 - 75,892

Series:

0083

Titles:

Cities:

Counties

Adams Co. CO 08 0000 001

Arapahoe Co. CO 08 0000 005

Boulder Co. CO 08 0000 013

Broomfield Co. CO 08 0000 014

Clear Creek Co. CO 08 0000 019

Denver Co. CO 08 0000 031

Douglas Co. CO 08 0000 035

Elbert Co. CO 08 0000 039

Gilpin Co. CO 08 0000 047

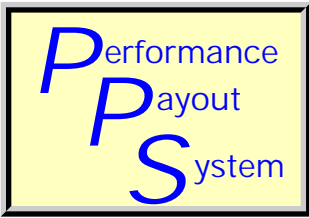
Jefferson Co. CO 08 0000 059

Larimer Co. CO 08 0000 069

Park Co. CO 08 0000 093

Weld Co. CO 08 0000 123

Locality Area: Denver-Aurora-Boulder, CO



Special Pay Tables

Report run on: December 29, 2008 2:50 PM

Page 53 of 182

PPS: DEN999D01 OPM: 999D PROFESSIONAL Path: ZP Effective: 04-JAN-09

Prev. Yr Rate .2103 Curr. Yr Rate: .2203 Loc. Diff: 1.00826 Gen. Inc.: 2.9 Issued: 18-DEC-08

Band	I	II	III	IV	V
GS Range	1-6	7-10	11-12	13-14	15-15
Interval					
01	0 - 0	46,198 - 57,459	60,939 - 75,722	86,171 - 106,709	119,780 - 134,633
02	38,647 - 43,834	57,460 - 65,905	75,723 - 86,809	106,710 - 122,113	134,634 - 145,773
03	43,835 - 50,243	65,906 - 71,536	86,810 - 94,200	122,114 - 132,382	145,774 - 153,200
04	50,244 - 51,750	71,537 - 73,682	94,201 - 97,026	132,383 - 136,353	153,200 - 153,200
05	51,751 - 53,303	73,683 - 75,892	97,027 - 99,937	136,354 - 140,444	153,200 - 153,200

Series:

0854 1550
2210

Titles:

Cities:

Counties

Adams Co. CO 08 0000 001 Arapahoe Co. CO 08 0000 005 Boulder Co. CO 08 0000 013
 Broomfield Co. CO 08 0000 014 Clear Creek Co. CO 08 0000 019 Denver Co. CO 08 0000 031
 Douglas Co. CO 08 0000 035 Elbert Co. CO 08 0000 039 Gilpin Co. CO 08 0000 047
 Jefferson Co. CO 08 0000 059 Larimer Co. CO 08 0000 069 Park Co. CO 08 0000 093
 Weld Co. CO 08 0000 123

Locality Area: Denver-Aurora-Boulder, CO



Special Pay Tables

Report run on: December 29, 2008 2:50 PM

Page 54 of 182

PPS: DENLEO OPM: LEO ADMINISTRATIVE Path: ZA Effective: 04-JAN-09

Prev. Yr Rate .2103 Curr. Yr Rate: .2203 Loc. Diff: 1.00826 Gen. Inc.: 2.9 Issued: 18-DEC-08

Band	I	II	III	IV	V
GS Range	1-6	7-10	11-12	13-14	15-15
Interval					
01	21,404 - 35,853	46,299 - 58,331	60,459 - 75,455	86,171 - 106,709	119,780 - 134,633
02	35,854 - 46,690	58,332 - 67,355	75,456 - 86,702	106,710 - 122,113	134,634 - 145,773
03	46,691 - 53,914	67,356 - 73,371	86,703 - 94,200	122,114 - 132,382	145,774 - 153,200
04	53,915 - 55,531	73,372 - 75,572	94,201 - 97,026	132,383 - 136,353	153,200 - 153,200
05	55,532 - 57,197	75,573 - 77,839	97,027 - 99,937	136,354 - 140,444	153,200 - 153,200

Series:

1811

Titles:

Cities:

Counties

Locality Area: Denver-Aurora-Boulder, CO



Special Pay Tables

Report run on: December 29, 2008 2:50 PM

Page 55 of 182

PPS: DET041401 OPM: 0414 PROFESSIONAL Path: ZP Effective: 04-JAN-09

Prev. Yr Rate .2253 Curr. Yr Rate: .2356 Loc. Diff: 1.00841 Gen. Inc.: 2.9 Issued: 18-DEC-08

Band	I	II	III	IV	V
GS Range	1-6	7-10	11-12	13-14	15-15
Interval					
01	0 - 0	43,521 - 56,371	61,217 - 76,401	87,252 - 108,048	121,282 - 135,468
02	35,135 - 42,450	56,372 - 66,008	76,402 - 87,789	108,049 - 123,644	135,469 - 146,107
03	42,451 - 48,387	66,009 - 72,433	87,790 - 95,381	123,645 - 134,042	146,108 - 153,200
04	48,388 - 49,839	72,434 - 74,606	95,382 - 98,242	134,043 - 138,063	153,200 - 153,200
05	49,840 - 51,334	74,607 - 76,844	98,243 - 101,189	138,064 - 142,205	153,200 - 153,200

Series:

0801	0808
0810	0819
0830	0861
0871	0896

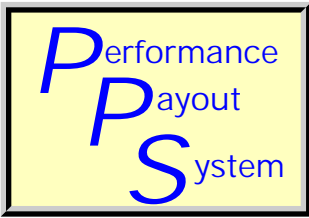
Titles:

Cities:

Counties

Genesee Co. MI 26 0000 049	Lapeer Co. MI 26 0000 087	Lenawee Co. MI 26 0000 091
Livingston Co. MI 26 0000 093	Macomb Co. MI 26 0000 099	Monroe Co. MI 26 0000 115
Oakland Co. MI 26 0000 125	St. Clair Co. MI 26 0000 147	Washtenaw Co. MI 26 0000 161
Wayne Co. MI 26 0000 163		

Locality Area: Detroit-Warren-Flint, MI



Special Pay Tables

Report run on: December 29, 2008 2:50 PM

Page 56 of 182

PPS: DET042201 OPM: 0422 PROFESSIONAL Path: ZP Effective: 04-JAN-09

Prev. Yr Rate .2253 Curr. Yr Rate: .2356 Loc. Diff: 1.00841 Gen. Inc.: 2.9 Issued: 18-DEC-08

Band	I	II	III	IV	V
GS Range	1-6	7-10	11-12	13-14	15-15
Interval					
01	0 - 0	43,521 - 56,371	61,217 - 76,401	87,252 - 108,048	121,282 - 135,468
02	35,135 - 42,450	56,372 - 66,008	76,402 - 87,789	108,049 - 123,644	135,469 - 146,107
03	42,451 - 48,387	66,009 - 72,433	87,790 - 95,381	123,645 - 134,042	146,108 - 153,200
04	48,388 - 49,839	72,434 - 74,606	95,382 - 98,242	134,043 - 138,063	153,200 - 153,200
05	49,840 - 51,334	74,607 - 76,844	98,243 - 101,189	138,064 - 142,205	153,200 - 153,200

Series:

0850

0855

Titles:

Cities:

Counties

Genesee Co. MI 26 0000 049

Lapeer Co. MI 26 0000 087

Lenawee Co. MI 26 0000 091

Livingston Co. MI 26 0000 093

Macomb Co. MI 26 0000 099

Monroe Co. MI 26 0000 115

Oakland Co. MI 26 0000 125

St. Clair Co. MI 26 0000 147

Washtenaw Co. MI 26 0000 161

Wayne Co. MI 26 0000 163

Locality Area: Detroit-Warren-Flint, MI



Special Pay Tables

Report run on: December 29, 2008 2:50 PM

Page 57 of 182

PPS: DET983C03 OPM: 983C CLERICAL AND SUPPORT Path: ZS Effective: 04-JAN-09

Prev. Yr Rate .2253 Curr. Yr Rate: .2356 Loc. Diff: 1.00841 Gen. Inc.: 2.9 Issued: 18-DEC-08

Band	I	II	III	IV	V
GS Range	1-2	3-4	5-6	7-8	9-10
Interval					
01	21,672 - 25,667	33,094 - 37,505	37,026 - 44,415	45,863 - 53,756	52,005 - 61,084
02	25,668 - 28,663	37,506 - 40,813	44,416 - 49,957	53,757 - 59,676	61,085 - 67,893
03	28,664 - 30,661	40,814 - 43,019	49,958 - 53,651	59,677 - 63,623	67,894 - 72,433
04	30,662 - 31,581	43,020 - 44,310	53,652 - 55,261	63,624 - 65,532	72,434 - 74,606
05	31,582 - 32,528	44,311 - 45,639	55,262 - 56,919	65,533 - 67,498	74,607 - 76,844

Series:

0083

Titles:

Cities:

Counties

Genesee Co. MI 26 0000 049

Lapeer Co. MI 26 0000 087

Lenawee Co. MI 26 0000 091

Livingston Co. MI 26 0000 093

Macomb Co. MI 26 0000 099

Monroe Co. MI 26 0000 115

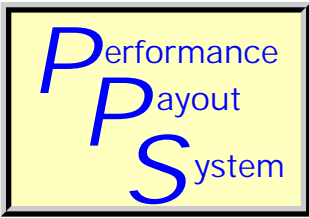
Oakland Co. MI 26 0000 125

St. Clair Co. MI 26 0000 147

Washtenaw Co. MI 26 0000 161

Wayne Co. MI 26 0000 163

Locality Area: Detroit-Warren-Flint, MI



Special Pay Tables

Report run on: December 29, 2008 2:50 PM

Page 58 of 182

PPS: DET999D01 OPM: 999D PROFESSIONAL Path: ZP Effective: 04-JAN-09

Prev. Yr Rate .2253 Curr. Yr Rate: .2356 Loc. Diff: 1.00841 Gen. Inc.: 2.9 Issued: 18-DEC-08

Band	I	II	III	IV	V
GS Range	1-6	7-10	11-12	13-14	15-15
Interval					
01	0 - 0	46,198 - 57,858	61,217 - 76,401	87,252 - 108,048	121,282 - 135,468
02	38,647 - 43,894	57,859 - 66,603	76,402 - 87,789	108,049 - 123,644	135,469 - 146,107
03	43,895 - 50,243	66,604 - 72,433	87,790 - 95,381	123,645 - 134,042	146,108 - 153,200
04	50,244 - 51,750	72,434 - 74,606	95,382 - 98,242	134,043 - 138,063	153,200 - 153,200
05	51,751 - 53,303	74,607 - 76,844	98,243 - 101,189	138,064 - 142,205	153,200 - 153,200

Series:

0854 1550
2210

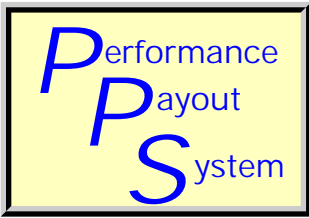
Titles:

Cities:

Counties

Genesee Co. MI 26 0000 049 Lapeer Co. MI 26 0000 087 Lenawee Co. MI 26 0000 091
 Livingston Co. MI 26 0000 093 Macomb Co. MI 26 0000 099 Monroe Co. MI 26 0000 115
 Oakland Co. MI 26 0000 125 St. Clair Co. MI 26 0000 147 Washtenaw Co. MI 26 0000 161
 Wayne Co. MI 26 0000 163

Locality Area: Detroit-Warren-Flint, MI



Special Pay Tables

Report run on: December 29, 2008 2:50 PM

Page 59 of 182

PPS: DETLEO

OPM: LEO ADMINISTRATIVE

Path: ZA

Effective:

04-JAN-09

Prev. Yr Rate .2253

Curr. Yr Rate: .2356

Loc. Diff: 1.00841

Gen. Inc.: 2.9

Issued: 18-DEC-08

Band	I	II	III	IV	V
GS Range	1-6	7-10	11-12	13-14	15-15
Interval					
01	21,672 - 36,302	46,880 - 59,062	61,217 - 76,401	87,252 - 108,048	121,282 - 135,468
02	36,303 - 47,275	59,063 - 68,199	76,402 - 87,789	108,049 - 123,644	135,469 - 146,107
03	47,276 - 54,590	68,200 - 74,290	87,790 - 95,381	123,645 - 134,042	146,108 - 153,200
04	54,591 - 56,228	74,291 - 76,519	95,382 - 98,242	134,043 - 138,063	153,200 - 153,200
05	56,229 - 57,915	76,520 - 78,815	98,243 - 101,189	138,064 - 142,205	153,200 - 153,200

Series:

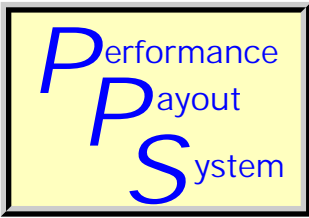
1811

Titles:

Cities:

Counties

Locality Area: Detroit-Warren-Flint, MI



Special Pay Tables

Report run on: December 29, 2008 2:50 PM

Page 60 of 182

PPS: DFW005703 OPM: 0057 CLERICAL AND SUPPORT Path: ZS Effective: 04-JAN-09

Prev. Yr Rate .1874 Curr. Yr Rate: .1995 Loc. Diff: 1.01019 Gen. Inc.: 2.9 Issued: 18-DEC-08

Band	I	II	III	IV	V
GS Range	1-2	3-4	5-6	7-8	9-10
Interval					
01	21,039 - 24,918	25,810 - 31,079	32,418 - 38,887	40,156 - 48,004	49,118 - 58,540
02	24,919 - 27,827	31,080 - 35,031	38,888 - 43,739	48,005 - 53,891	58,541 - 65,606
03	27,828 - 29,766	35,032 - 37,665	43,740 - 46,974	53,892 - 57,815	65,607 - 70,317
04	29,767 - 30,659	37,666 - 38,795	46,975 - 48,383	57,816 - 59,549	70,318 - 72,427
05	30,660 - 31,579	38,796 - 39,959	48,384 - 49,834	59,550 - 61,335	72,428 - 74,600

Series:

0318
0326

0322

Titles:

Cities:

Counties

COLLIN TX 48 0000 085

DALLAS TX 48 0000 113

DENTON TX 48 0000 121

ELLIS TX 48 0000 139

JOHNSON TX 48 0000 251

KAUFMAN TX 48 0000 257

PARKER TX 48 0000 367

ROCKWALL TX 48 0000 397

TARRANT TX 48 0000 439

Locality Area: Dallas-Fort Worth, TX



Special Pay Tables

Report run on: December 29, 2008 2:50 PM

Page 61 of 182

PPS: DFW041401 OPM: 0414 PROFESSIONAL Path: ZP Effective: 04-JAN-09

Prev. Yr Rate .1874 Curr. Yr Rate: .1995 Loc. Diff: 1.01019 Gen. Inc.: 2.9 Issued: 18-DEC-08

Band	I	II	III	IV	V
GS Range	1-6	7-10	11-12	13-14	15-15
Interval					
01	0 - 0	43,521 - 55,430	59,428 - 74,168	84,703 - 104,891	117,738 - 133,437
02	35,135 - 41,211	55,431 - 64,362	74,169 - 85,224	104,892 - 120,031	133,438 - 145,211
03	41,212 - 46,974	64,363 - 70,317	85,225 - 92,594	120,032 - 130,125	145,212 - 153,061
04	46,975 - 48,383	70,318 - 72,427	92,595 - 95,372	130,126 - 134,029	153,062 - 153,200
05	48,384 - 49,834	72,428 - 74,600	95,373 - 98,233	134,030 - 138,050	153,200 - 153,200

Series:

0801	0808
0810	0819
0830	0861
0871	0896

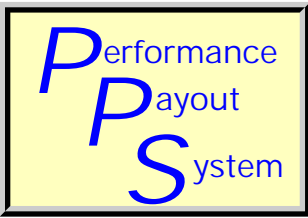
Titles:

Cities:

Counties

Collin Co. TX 48 0000 085	Cooke Co. TX 48 0000 097	Dallas Co. TX 48 0000 113
Delta Co. TX 48 0000 119	Denton Co. TX 48 0000 121	Ellis Co. TX 48 0000 139
Fannin Co. TX 48 0000 147	Grayson Co. TX 48 0000 181	Henderson Co. TX 48 0000 213
Hood Co. TX 48 0000 221	Hunt Co. TX 48 0000 231	Johnson Co. TX 48 0000 251
Kaufman Co. TX 48 0000 257	Palo Pinto Co. TX 48 0000 363	Parker Co. TX 48 0000 367
Rockwall Co. TX 48 0000 397	Somervell Co. TX 48 0000 425	Tarrant Co. TX 48 0000 439
Wise Co. TX 48 0000 497		

Locality Area: Dallas-Fort Worth, TX



Special Pay Tables

Report run on: December 29, 2008 2:50 PM

Page 62 of 182

PPS: DFW042201 OPM: 0422 PROFESSIONAL Path: ZP Effective: 04-JAN-09

Prev. Yr Rate .1874 Curr. Yr Rate: .1995 Loc. Diff: 1.01019 Gen. Inc.: 2.9 Issued: 18-DEC-08

Band	I	II	III	IV	V
GS Range	1-6	7-10	11-12	13-14	15-15
Interval					
01	0 - 0	43,521 - 55,430	59,428 - 74,168	84,703 - 104,891	117,738 - 133,437
02	35,135 - 41,211	55,431 - 64,362	74,169 - 85,224	104,892 - 120,031	133,438 - 145,211
03	41,212 - 46,974	64,363 - 70,317	85,225 - 92,594	120,032 - 130,125	145,212 - 153,061
04	46,975 - 48,383	70,318 - 72,427	92,595 - 95,372	130,126 - 134,029	153,062 - 153,200
05	48,384 - 49,834	72,428 - 74,600	95,373 - 98,233	134,030 - 138,050	153,200 - 153,200

Series:

0850

0855

Titles:

Cities:

Counties

Collin Co. TX 48 0000 085

Cooke Co. TX 48 0000 097

Dallas Co. TX 48 0000 113

Delta Co. TX 48 0000 119

Denton Co. TX 48 0000 121

Ellis Co. TX 48 0000 139

Fannin Co. TX 48 0000 147

Grayson Co. TX 48 0000 181

Henderson Co. TX 48 0000 213

Hood Co. TX 48 0000 221

Hunt Co. TX 48 0000 231

Johnson Co. TX 48 0000 251

Kaufman Co. TX 48 0000 257

Palo Pinto Co. TX 48 0000 363

Parker Co. TX 48 0000 367

Rockwall Co. TX 48 0000 397

Somervell Co. TX 48 0000 425

Tarrant Co. TX 48 0000 439

Wise Co. TX 48 0000 497

Locality Area: Dallas-Fort Worth, TX



Special Pay Tables

Report run on: December 29, 2008 2:50 PM

Page 63 of 182

PPS: DFW999C01 OPM: 999C PROFESSIONAL Path: ZP Effective: 04-JAN-09

Prev. Yr Rate .1874 Curr. Yr Rate: .1995 Loc. Diff: 1.01019 Gen. Inc.: 2.9 Issued: 18-DEC-08

Band	I	II	III	IV	V
GS Range	1-6	7-10	11-12	13-14	15-15
Interval					
01	0 - 0	45,194 - 56,360	59,453 - 74,182	84,703 - 104,891	117,738 - 133,437
02	37,836 - 42,933	56,361 - 64,734	74,183 - 85,229	104,892 - 120,031	133,438 - 145,211
03	42,934 - 49,189	64,735 - 70,317	85,230 - 92,594	120,032 - 130,125	145,212 - 153,061
04	49,190 - 50,665	70,318 - 72,427	92,595 - 95,372	130,126 - 134,029	153,062 - 153,200
05	50,666 - 52,185	72,428 - 74,600	95,373 - 98,233	134,030 - 138,050	153,200 - 153,200

Series:

0854 1550
2210

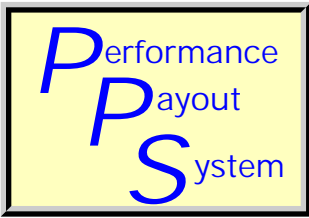
Titles:

Cities:

Counties

Collin Co. TX 48 0000 085	Cooke Co. TX 48 0000 097	Dallas Co. TX 48 0000 113
Delta Co. TX 48 0000 119	Denton Co. TX 48 0000 121	Ellis Co. TX 48 0000 139
Fannin Co. TX 48 0000 147	Grayson Co. TX 48 0000 181	Henderson Co. TX 48 0000 213
Hood Co. TX 48 0000 221	Hunt Co. TX 48 0000 231	Johnson Co. TX 48 0000 251
Kaufman Co. TX 48 0000 257	Palo Pinto Co. TX 48 0000 363	Parker Co. TX 48 0000 367
Rockwall Co. TX 48 0000 397	Somervell Co. TX 48 0000 425	Tarrant Co. TX 48 0000 439
Wise Co. TX 48 0000 497		

Locality Area: Dallas-Fort Worth, TX



Special Pay Tables

Report run on: December 29, 2008 2:50 PM

Page 64 of 182

PPS: DFWLEO OPM: LEO ADMINISTRATIVE Path: ZA Effective: 04-JAN-09

Prev. Yr Rate .1874 Curr. Yr Rate: .1995 Loc. Diff: 1.01019 Gen. Inc.: 2.9 Issued: 18-DEC-08

Band	I	II	III	IV	V
GS Range	1-6	7-10	11-12	13-14	15-15
Interval					
01	21,039 - 35,242	45,510 - 57,337	59,428 - 74,168	84,703 - 104,891	117,738 - 133,437
02	35,243 - 45,894	57,338 - 66,207	74,169 - 85,224	104,892 - 120,031	133,438 - 145,211
03	45,895 - 52,995	66,208 - 72,120	85,225 - 92,594	120,032 - 130,125	145,212 - 153,061
04	52,996 - 54,585	72,121 - 74,284	92,595 - 95,372	130,126 - 134,029	153,062 - 153,200
05	54,586 - 56,223	74,285 - 76,513	95,373 - 98,233	134,030 - 138,050	153,200 - 153,200

Series:

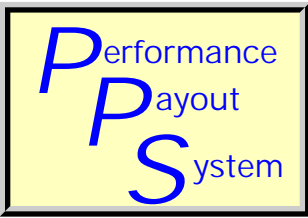
1811

Titles:

Cities:

Counties

Locality Area: Dallas-Fort Worth, TX



Special Pay Tables

Report run on: December 29, 2008 2:50 PM

Page 65 of 182

PPS: HAR041401 OPM: 0414 PROFESSIONAL Path: ZP Effective: 04-JAN-09

Prev. Yr Rate .2397 Curr. Yr Rate: .2508 Loc. Diff: 1.00895 Gen. Inc.: 2.9 Issued: 18-DEC-08

Band	I	II	III	IV	V
GS Range	1-6	7-10	11-12	13-14	15-15
Interval					
01	0 - 0	43,521 - 56,767	61,970 - 77,341	88,325 - 109,377	122,774 - 136,297
02	35,135 - 42,973	56,768 - 66,701	77,342 - 88,869	109,378 - 125,165	136,298 - 146,439
03	42,974 - 48,983	66,702 - 73,324	88,870 - 96,554	125,166 - 135,691	146,440 - 153,200
04	48,984 - 50,452	73,325 - 75,524	96,555 - 99,451	135,692 - 139,762	153,200 - 153,200
05	50,453 - 51,966	75,525 - 77,790	99,452 - 102,435	139,763 - 143,955	153,200 - 153,200

Series:

0801	0808
0810	0819
0830	0861
0871	0896

Titles:

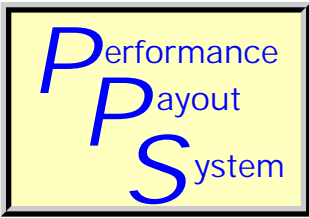
Cities:

Counties

Franklin Co. MA 25 0000 011	Hampden Co. MA 25 0000 013	Hampshire Co. MA 25 0000 015
Hartford Co. CT 09 0000 003	Middlesex Co. CT 09 0000 007	New London Co. CT 09 0000 011
Tolland Co. CT 09 0000 013	Windham Co. CT 09 0000 015	

Locality Area: Hartford-West Hartford-Willimantic, CT-MA





Special Pay Tables

Report run on: December 29, 2008 2:50 PM

Page 66 of 182

PPS: HAR042201 OPM: 0422 PROFESSIONAL Path: ZP Effective: 04-JAN-09

Prev. Yr Rate .2397 Curr. Yr Rate: .2508 Loc. Diff: 1.00895 Gen. Inc.: 2.9 Issued: 18-DEC-08

Band	I	II	III	IV	V
GS Range	1-6	7-10	11-12	13-14	15-15
Interval					
01	0 - 0	43,521 - 56,767	61,970 - 77,341	88,325 - 109,377	122,774 - 136,297
02	35,135 - 42,973	56,768 - 66,701	77,342 - 88,869	109,378 - 125,165	136,298 - 146,439
03	42,974 - 48,983	66,702 - 73,324	88,870 - 96,554	125,166 - 135,691	146,440 - 153,200
04	48,984 - 50,452	73,325 - 75,524	96,555 - 99,451	135,692 - 139,762	153,200 - 153,200
05	50,453 - 51,966	75,525 - 77,790	99,452 - 102,435	139,763 - 143,955	153,200 - 153,200

Series:

0850

0855

Titles:

Cities:

Counties

Franklin Co. MA 25 0000 011

Hampden Co. MA 25 0000 013

Hampshire Co. MA 25 0000 015

Hartford Co. CT 09 0000 003

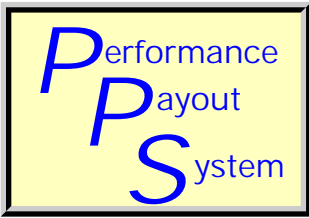
Middlesex Co. CT 09 0000 007

New London Co. CT 09 0000 011

Tolland Co. CT 09 0000 013

Windham Co. CT 09 0000 015

Locality Area: Hartford-West Hartford-Willimantic, CT-MA



Special Pay Tables

Report run on: December 29, 2008 2:50 PM

Page 67 of 182

PPS: HAR999D01 OPM: 999D PROFESSIONAL Path: ZP Effective: 04-JAN-09

Prev. Yr Rate .2397 Curr. Yr Rate: .2508 Loc. Diff: 1.00895 Gen. Inc.: 2.9 Issued: 18-DEC-08

Band	I	II	III	IV	V
GS Range	1-6	7-10	11-12	13-14	15-15
Interval					
01	0 - 0	46,198 - 58,254	61,970 - 77,341	88,325 - 109,377	122,774 - 136,297
02	38,647 - 43,953	58,255 - 67,296	77,342 - 88,869	109,378 - 125,165	136,298 - 146,439
03	43,954 - 50,243	67,297 - 73,324	88,870 - 96,554	125,166 - 135,691	146,440 - 153,200
04	50,244 - 51,750	73,325 - 75,524	96,555 - 99,451	135,692 - 139,762	153,200 - 153,200
05	51,751 - 53,303	75,525 - 77,790	99,452 - 102,435	139,763 - 143,955	153,200 - 153,200

Series:

0854 1550
2210

Titles:

Cities:

Counties

Franklin Co. MA 25 0000 011 Hampden Co. MA 25 0000 013 Hampshire Co. MA 25 0000 015
 Hartford Co. CT 09 0000 003 Middlesex Co. CT 09 0000 007 New London Co. CT 09 0000 011
 Tolland Co. CT 09 0000 013 Windham Co. CT 09 0000 015

Locality Area: Hartford-West Hartford-Willimantic, CT-MA



Special Pay Tables

Report run on: December 29, 2008 2:50 PM

Page 68 of 182

PPS: HARLEO OPM: LEO ADMINISTRATIVE Path: ZA Effective: 04-JAN-09

Prev. Yr Rate .2397 Curr. Yr Rate: .2508 Loc. Diff: 1.00895 Gen. Inc.: 2.9 Issued: 18-DEC-08

Band	I	II	III	IV	V
GS Range	1-6	7-10	11-12	13-14	15-15
Interval					
01	21,939 - 36,749	47,457 - 59,789	61,970 - 77,341	88,325 - 109,377	122,774 - 136,297
02	36,750 - 47,857	59,790 - 69,038	77,342 - 88,869	109,378 - 125,165	136,298 - 146,439
03	47,858 - 55,262	69,039 - 75,204	88,870 - 96,554	125,166 - 135,691	146,440 - 153,200
04	55,263 - 56,920	75,205 - 77,460	96,555 - 99,451	135,692 - 139,762	153,200 - 153,200
05	56,921 - 58,628	77,461 - 79,784	99,452 - 102,435	139,763 - 143,955	153,200 - 153,200

Series:

1811

Titles:

Cities:

Counties

Locality Area: Hartford-West Hartford-Willimantic, CT-MA



Special Pay Tables

Report run on: December 29, 2008 2:50 PM

Page 69 of 182

PPS: HNT030501 OPM: 0305 PROFESSIONAL Path: ZP Effective: 04-JAN-09

Prev. Yr Rate .1423 Curr. Yr Rate: .1546 Loc. Diff: 1.01077 Gen. Inc.: 2.9 Issued: 18-DEC-08

Band	I	II	III	IV	V
GS Range	1-6	7-10	11-12	13-14	15-15
Interval					
01	0 - 0	38,653 - 51,556	57,204 - 71,392	81,532 - 100,964	113,331 - 128,443
02	31,531 - 39,668	51,557 - 61,233	71,393 - 82,034	100,965 - 115,538	128,444 - 139,776
03	39,669 - 45,215	61,234 - 67,685	82,035 - 89,128	115,539 - 125,254	139,777 - 147,332
04	45,216 - 46,571	67,686 - 69,716	89,129 - 91,802	125,255 - 129,012	147,333 - 151,752
05	46,572 - 47,968	69,717 - 71,807	91,803 - 94,556	129,013 - 132,882	151,753 - 153,200

Series:

0690

Titles:

Cities:

Counties

Lawrence Co. AL 01 0000 079

Limestone Co. AL 01 0000 083

Madison Co. AL 01 0000 089

Morgan Co. AL 01 0000 103

Locality Area: Huntsville-Decatur, AL



Special Pay Tables

Report run on: December 29, 2008 2:50 PM

Page 70 of 182

PPS: HNT041401 OPM: 0414 PROFESSIONAL Path: ZP Effective: 04-JAN-09

Prev. Yr Rate .1423 Curr. Yr Rate: .1546 Loc. Diff: 1.01077 Gen. Inc.: 2.9 Issued: 18-DEC-08

Band	I	II	III	IV	V
GS Range	1-6	7-10	11-12	13-14	15-15
Interval					
01	0 - 0	43,521 - 54,261	57,204 - 71,392	81,532 - 100,964	113,331 - 128,443
02	35,135 - 39,668	54,262 - 62,315	71,393 - 82,034	100,965 - 115,538	128,444 - 139,776
03	39,669 - 45,215	62,316 - 67,685	82,035 - 89,128	115,539 - 125,254	139,777 - 147,332
04	45,216 - 46,571	67,686 - 69,716	89,129 - 91,802	125,255 - 129,012	147,333 - 151,752
05	46,572 - 47,968	69,717 - 71,807	91,803 - 94,556	129,013 - 132,882	151,753 - 153,200

Series:

0801	0808
0810	0819
0830	0861
0871	0896

Titles:

Cities:

Counties

Lawrence Co. AL 01 0000 079

Limestone Co. AL 01 0000 083

Madison Co. AL 01 0000 089

Morgan Co. AL 01 0000 103

Locality Area: Huntsville-Decatur, AL



Special Pay Tables

Report run on: December 29, 2008 2:50 PM

Page 71 of 182

PPS: HNT042201 OPM: 0422 PROFESSIONAL Path: ZP Effective: 04-JAN-09

Prev. Yr Rate .1423 Curr. Yr Rate: .1546 Loc. Diff: 1.01077 Gen. Inc.: 2.9 Issued: 18-DEC-08

Band	I	II	III	IV	V
GS Range	1-6	7-10	11-12	13-14	15-15
Interval					
01	0 - 0	43,521 - 54,261	57,799 - 71,723	81,532 - 100,964	113,331 - 128,443
02	35,135 - 39,668	54,262 - 62,315	71,724 - 82,166	100,965 - 115,538	128,444 - 139,776
03	39,669 - 45,215	62,316 - 67,685	82,167 - 89,128	115,539 - 125,254	139,777 - 147,332
04	45,216 - 46,571	67,686 - 69,716	89,129 - 91,802	125,255 - 129,012	147,333 - 151,752
05	46,572 - 47,968	69,717 - 71,807	91,803 - 94,556	129,013 - 132,882	151,753 - 153,200

Series:

0850

0855

Titles:

Cities:

Counties

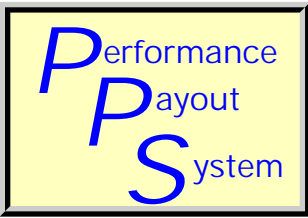
Lawrence Co. AL 01 0000 079

Limestone Co. AL 01 0000 083

Madison Co. AL 01 0000 089

Morgan Co. AL 01 0000 103

Locality Area: Huntsville-Decatur, AL



Special Pay Tables

Report run on: December 29, 2008 2:50 PM

Page 72 of 182

PPS: HNT999B01 OPM: 999B PROFESSIONAL Path: ZP Effective: 04-JAN-09

Prev. Yr Rate .1423 Curr. Yr Rate: .1546 Loc. Diff: 1.01077 Gen. Inc.: 2.9 Issued: 18-DEC-08

Band	I	II	III	IV	V
GS Range	1-6	7-10	11-12	13-14	15-15
Interval					
01	0 - 0	44,524 - 55,493	58,462 - 72,091	81,532 - 100,964	113,331 - 128,443
02	37,296 - 42,212	55,494 - 63,720	72,092 - 82,313	100,965 - 115,538	128,444 - 139,776
03	42,213 - 48,486	63,721 - 69,204	82,314 - 89,128	115,539 - 125,254	139,777 - 147,332
04	48,487 - 49,941	69,205 - 71,280	89,129 - 91,802	125,255 - 129,012	147,333 - 151,752
05	49,942 - 51,439	71,281 - 73,418	91,803 - 94,556	129,013 - 132,882	151,753 - 153,200

Series:

0854 1550
2210

Titles:

Cities:

Counties

Lawrence Co. AL 01 0000 079 Limestone Co. AL 01 0000 083 Madison Co. AL 01 0000 089
Morgan Co. AL 01 0000 103

Locality Area: Huntsville-Decatur, AL



Special Pay Tables

Report run on: December 29, 2008 2:50 PM

Page 73 of 182

PPS: HNTLEO OPM: LEO ADMINISTRATIVE Path: ZA Effective: 04-JAN-09

Prev. Yr Rate .1423 Curr. Yr Rate: .1546 Loc. Diff: 1.01077 Gen. Inc.: 2.9 Issued: 18-DEC-08

Band	I	II	III	IV	V
GS Range	1-6	7-10	11-12	13-14	15-15
Interval					
01	20,252 - 33,923	43,807 - 55,191	57,204 - 71,392	81,532 - 100,964	113,331 - 128,443
02	33,924 - 44,176	55,192 - 63,728	71,393 - 82,034	100,965 - 115,538	128,444 - 139,776
03	44,177 - 51,011	63,729 - 69,420	82,035 - 89,128	115,539 - 125,254	139,777 - 147,332
04	51,012 - 52,541	69,421 - 71,503	89,129 - 91,802	125,255 - 129,012	147,333 - 151,752
05	52,542 - 54,117	71,504 - 73,648	91,803 - 94,556	129,013 - 132,882	151,753 - 153,200

Series:

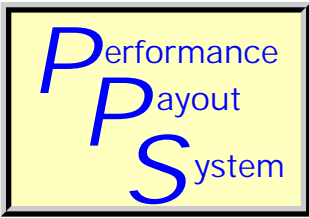
1811

Titles:

Cities:

Counties

Locality Area: Huntsville-Decatur, AL



Special Pay Tables

Report run on: December 29, 2008 2:50 PM

Page 74 of 182

PPS: HOU041401 OPM: 0414 PROFESSIONAL Path: ZP Effective: 04-JAN-09

Prev. Yr Rate .2739 Curr. Yr Rate: .2828 Loc. Diff: 1.00699 Gen. Inc.: 2.9 Issued: 18-DEC-08

Band	I	II	III	IV	V
GS Range	1-6	7-10	11-12	13-14	15-15
Interval					
01	0 - 0	43,521 - 57,601	63,555 - 79,319	90,585 - 112,175	125,915 - 138,042
02	35,135 - 44,072	57,602 - 68,160	79,320 - 91,142	112,176 - 128,367	138,043 - 147,137
03	44,073 - 50,236	68,161 - 75,200	91,143 - 99,024	128,368 - 139,162	147,138 - 153,200
04	50,237 - 51,743	75,201 - 77,456	99,025 - 101,995	139,163 - 143,337	153,200 - 153,200
05	51,744 - 53,295	77,457 - 79,780	101,996 - 105,055	143,338 - 147,637	153,200 - 153,200

Series:

0801	0808
0810	0819
0830	0861
0871	0896

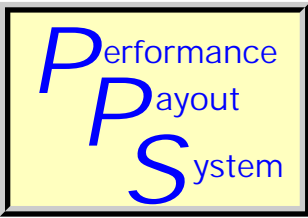
Titles:

Cities:

Counties

Austin Co. TX 48 0000 015	Brazoria Co. TX 48 0000 039	Chambers Co. TX 48 0000 071
Fort Bend Co. TX 48 0000 157	Galveston Co. TX 48 0000 167	Harris Co. TX 48 0000 201
Liberty Co. TX 48 0000 291	Matagorda Co. TX 48 0000 321	Montgomery Co. TX 48 0000 339
San Jacinto Co. TX 48 0000 407	Walker Co. TX 48 0000 471	Waller Co. TX 48 0000 473

Locality Area: Houston-Baytown-Huntsville, TX



Special Pay Tables

Report run on: December 29, 2008 2:50 PM

Page 75 of 182

PPS: HOU042201 OPM: 0422 PROFESSIONAL Path: ZP Effective: 04-JAN-09

Prev. Yr Rate .2739 Curr. Yr Rate: .2828 Loc. Diff: 1.00699 Gen. Inc.: 2.9 Issued: 18-DEC-08

Band	I	II	III	IV	V
GS Range	1-6	7-10	11-12	13-14	15-15
Interval					
01	0 - 0	43,521 - 57,601	63,555 - 79,319	90,585 - 112,175	125,915 - 138,042
02	35,135 - 44,072	57,602 - 68,160	79,320 - 91,142	112,176 - 128,367	138,043 - 147,137
03	44,073 - 50,236	68,161 - 75,200	91,143 - 99,024	128,368 - 139,162	147,138 - 153,200
04	50,237 - 51,743	75,201 - 77,456	99,025 - 101,995	139,163 - 143,337	153,200 - 153,200
05	51,744 - 53,295	77,457 - 79,780	101,996 - 105,055	143,338 - 147,637	153,200 - 153,200

Series:

0850

0855

Titles:

Cities:

Counties

Austin Co. TX 48 0000 015

Brazoria Co. TX 48 0000 039

Chambers Co. TX 48 0000 071

Fort Bend Co. TX 48 0000 157

Galveston Co. TX 48 0000 167

Harris Co. TX 48 0000 201

Liberty Co. TX 48 0000 291

Matagorda Co. TX 48 0000 321

Montgomery Co. TX 48 0000 339

San Jacinto Co. TX 48 0000 407

Walker Co. TX 48 0000 471

Waller Co. TX 48 0000 473

Locality Area: Houston-Baytown-Huntsville, TX



Special Pay Tables

Report run on: December 29, 2008 2:50 PM

Page 76 of 182

PPS: HOU983C03 OPM: 983C CLERICAL AND SUPPORT Path: ZS Effective: 04-JAN-09

Prev. Yr Rate .2739 Curr. Yr Rate: .2828 Loc. Diff: 1.00699 Gen. Inc.: 2.9 Issued: 18-DEC-08

Band	I	II	III	IV	V
GS Range	1-2	3-4	5-6	7-8	9-10
Interval					
01	22,500 - 26,648	33,094 - 37,505	37,026 - 44,415	45,863 - 53,756	52,529 - 62,605
02	26,649 - 29,759	37,506 - 40,813	44,416 - 49,957	53,757 - 59,676	62,606 - 70,162
03	29,760 - 31,833	40,814 - 43,019	49,958 - 53,651	59,677 - 63,623	70,163 - 75,200
04	31,834 - 32,788	43,020 - 44,310	53,652 - 55,261	63,624 - 65,532	75,201 - 77,456
05	32,789 - 33,772	44,311 - 45,639	55,262 - 56,919	65,533 - 67,498	77,457 - 79,780

Series:

0083

Titles:

Cities:

Counties

Austin Co. TX 48 0000 015

Brazoria Co. TX 48 0000 039

Chambers Co. TX 48 0000 071

Fort Bend Co. TX 48 0000 157

Galveston Co. TX 48 0000 167

Harris Co. TX 48 0000 201

Liberty Co. TX 48 0000 291

Matagorda Co. TX 48 0000 321

Montgomery Co. TX 48 0000 339

San Jacinto Co. TX 48 0000 407

Walker Co. TX 48 0000 471

Waller Co. TX 48 0000 473

Locality Area: Houston-Baytown-Huntsville, TX



Special Pay Tables

Report run on: December 29, 2008 2:50 PM

Page 77 of 182

PPS: HOU999E01 OPM: 999E PROFESSIONAL Path: ZP Effective: 04-JAN-09

Prev. Yr Rate .2739 Curr. Yr Rate: .2828 Loc. Diff: 1.00699 Gen. Inc.: 2.9 Issued: 18-DEC-08

Band	I	II	III	IV	V
GS Range	1-6	7-10	11-12	13-14	15-15
Interval					
01	0 - 0	46,868 - 59,460	63,555 - 79,319	90,585 - 112,175	125,915 - 138,042
02	39,188 - 44,625	59,461 - 68,904	79,320 - 91,142	112,176 - 128,367	138,043 - 147,137
03	44,626 - 50,946	68,905 - 75,200	91,143 - 99,024	128,368 - 139,162	147,138 - 153,200
04	50,947 - 52,474	75,201 - 77,456	99,025 - 101,995	139,163 - 143,337	153,200 - 153,200
05	52,475 - 54,048	77,457 - 79,780	101,996 - 105,055	143,338 - 147,637	153,200 - 153,200

Series:

0854 1550
2210

Titles:

Cities:

Counties

Austin Co. TX 48 0000 015 Brazoria Co. TX 48 0000 039 Chambers Co. TX 48 0000 071
 Fort Bend Co. TX 48 0000 157 Galveston Co. TX 48 0000 167 Harris Co. TX 48 0000 201
 Liberty Co. TX 48 0000 291 Matagorda Co. TX 48 0000 321 Montgomery Co. TX 48 0000 339
 San Jacinto Co. TX 48 0000 407 Walker Co. TX 48 0000 471 Waller Co. TX 48 0000 473

Locality Area: Houston-Baytown-Huntsville, TX



Special Pay Tables

Report run on: December 29, 2008 2:50 PM

Page 78 of 182

PPS: HOULEO

OPM: LEO ADMINISTRATIVE

Path: ZA

Effective:

04-JAN-09

Prev. Yr Rate .2739

Curr. Yr Rate: .2828

Loc. Diff: 1.00699

Gen. Inc.: 2.9

Issued: 18-DEC-08

Band	I	II	III	IV	V
GS Range	1-6	7-10	11-12	13-14	15-15
Interval					
01	22,500 - 37,689	48,671 - 61,319	63,555 - 79,319	90,585 - 112,175	125,915 - 138,042
02	37,690 - 49,081	61,320 - 70,804	79,320 - 91,142	112,176 - 128,367	138,043 - 147,137
03	49,082 - 56,675	70,805 - 77,128	91,143 - 99,024	128,368 - 139,162	147,138 - 153,200
04	56,676 - 58,375	77,129 - 79,442	99,025 - 101,995	139,163 - 143,337	153,200 - 153,200
05	58,376 - 60,126	79,443 - 81,825	101,996 - 105,055	143,338 - 147,637	153,200 - 153,200

Series:

1811

Titles:

Cities:

Counties

Locality Area: Houston-Baytown-Huntsville, TX



Special Pay Tables

Report run on: December 29, 2008 2:50 PM

Page 79 of 182

PPS: IND030501 OPM: 0305 PROFESSIONAL Path: ZP Effective: 04-JAN-09

Prev. Yr Rate .1351 Curr. Yr Rate: .1423 Loc. Diff: 1.00634 Gen. Inc.: 2.9 Issued: 18-DEC-08

Band	I	II	III	IV	V
GS Range	1-6	7-10	11-12	13-14	15-15
Interval					
01	0 - 0	38,241 - 51,007	56,594 - 70,632	80,664 - 99,889	112,124 - 127,074
02	31,531 - 39,246	51,008 - 60,581	70,633 - 81,160	99,890 - 114,308	127,075 - 138,287
03	39,247 - 44,734	60,582 - 66,964	81,161 - 88,179	114,309 - 123,920	138,288 - 145,762
04	44,735 - 46,076	66,965 - 68,973	88,180 - 90,824	123,921 - 127,638	145,763 - 150,135
05	46,077 - 47,458	68,974 - 71,042	90,825 - 93,549	127,639 - 131,467	150,136 - 153,200

Series:

0690

Titles:

Cities:

Counties

Bartholomew Co. IN 18 0000 005

Boone Co. IN 18 0000 011

Brown Co. IN 18 0000 013

Grant Co. IN 18 0000 053

Hamilton Co. IN 18 0000 057

Hancock Co. IN 18 0000 059

Hendricks Co. IN 18 0000 063

Henry Co. IN 18 0000 065

Jennings Co. IN 18 0000 079

Johnson Co. IN 18 0000 081

Madison Co. IN 18 0000 095

Marion Co. IN 18 0000 097

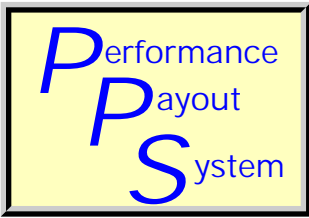
Montgomery Co. IN 18 0000 107

Morgan Co. IN 18 0000 109

Putnam Co. IN 18 0000 133

Shelby Co. IN 18 0000 145

Locality Area: Indianapolis-Anderson-Columbus, IN



Special Pay Tables

Report run on: December 29, 2008 2:50 PM

Page 80 of 182

PPS: IND041401 OPM: 0414 PROFESSIONAL Path: ZP Effective: 04-JAN-09

Prev. Yr Rate .1351 Curr. Yr Rate: .1423 Loc. Diff: 1.00634 Gen. Inc.: 2.9 Issued: 18-DEC-08

Band	I	II	III	IV	V
GS Range	1-6	7-10	11-12	13-14	15-15
Interval					
01	0 - 0	43,521 - 53,940	56,594 - 70,632	80,664 - 99,889	112,124 - 127,074
02	35,135 - 39,246	53,941 - 61,754	70,633 - 81,160	99,890 - 114,308	127,075 - 138,287
03	39,247 - 44,734	61,755 - 66,964	81,161 - 88,179	114,309 - 123,920	138,288 - 145,762
04	44,735 - 46,076	66,965 - 68,973	88,180 - 90,824	123,921 - 127,638	145,763 - 150,135
05	46,077 - 47,458	68,974 - 71,042	90,825 - 93,549	127,639 - 131,467	150,136 - 153,200

Series:

0801	0808
0810	0819
0830	0861
0871	0896

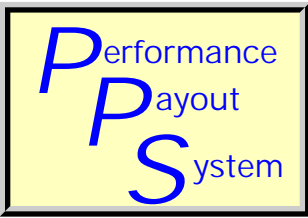
Titles:

Cities:

Counties

Bartholomew Co. IN 18 0000 005	Boone Co. IN 18 0000 011	Brown Co. IN 18 0000 013
Grant Co. IN 18 0000 053	Hamilton Co. IN 18 0000 057	Hancock Co. IN 18 0000 059
Hendricks Co. IN 18 0000 063	Henry Co. IN 18 0000 065	Jennings Co. IN 18 0000 079
Johnson Co. IN 18 0000 081	Madison Co. IN 18 0000 095	Marion Co. IN 18 0000 097
Montgomery Co. IN 18 0000 107	Morgan Co. IN 18 0000 109	Putnam Co. IN 18 0000 133
Shelby Co. IN 18 0000 145		

Locality Area: Indianapolis-Anderson-Columbus, IN



Special Pay Tables

Report run on: December 29, 2008 2:50 PM

Page 81 of 182

PPS: IND042201 OPM: 0422 PROFESSIONAL Path: ZP Effective: 04-JAN-09

Prev. Yr Rate .1351 Curr. Yr Rate: .1423 Loc. Diff: 1.00634 Gen. Inc.: 2.9 Issued: 18-DEC-08

Band	I	II	III	IV	V
GS Range	1-6	7-10	11-12	13-14	15-15
Interval					
01	0 - 0	43,521 - 53,940	57,799 - 71,301	80,664 - 99,889	112,124 - 127,074
02	35,135 - 39,246	53,941 - 61,754	71,302 - 81,428	99,890 - 114,308	127,075 - 138,287
03	39,247 - 44,734	61,755 - 66,964	81,429 - 88,179	114,309 - 123,920	138,288 - 145,762
04	44,735 - 46,076	66,965 - 68,973	88,180 - 90,824	123,921 - 127,638	145,763 - 150,135
05	46,077 - 47,458	68,974 - 71,042	90,825 - 93,549	127,639 - 131,467	150,136 - 153,200

Series:

0850

0855

Titles:

Cities:

Counties

Bartholomew Co. IN 18 0000 005

Boone Co. IN 18 0000 011

Brown Co. IN 18 0000 013

Grant Co. IN 18 0000 053

Hamilton Co. IN 18 0000 057

Hancock Co. IN 18 0000 059

Hendricks Co. IN 18 0000 063

Henry Co. IN 18 0000 065

Jennings Co. IN 18 0000 079

Johnson Co. IN 18 0000 081

Madison Co. IN 18 0000 095

Marion Co. IN 18 0000 097

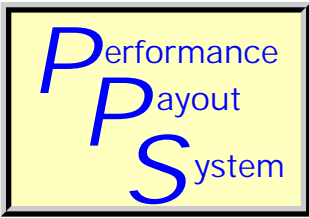
Montgomery Co. IN 18 0000 107

Morgan Co. IN 18 0000 109

Putnam Co. IN 18 0000 133

Shelby Co. IN 18 0000 145

Locality Area: Indianapolis-Anderson-Columbus, IN



Special Pay Tables

Report run on: December 29, 2008 2:50 PM

Page 82 of 182

PPS: IND999B01 OPM: 999B PROFESSIONAL Path: ZP Effective: 04-JAN-09

Prev. Yr Rate .1351 Curr. Yr Rate: .1423 Loc. Diff: 1.00634 Gen. Inc.: 2.9 Issued: 18-DEC-08

Band	I	II	III	IV	V
GS Range	1-6	7-10	11-12	13-14	15-15
Interval					
01	0 - 0	44,524 - 55,493	58,462 - 71,670	80,664 - 99,889	112,124 - 127,074
02	37,296 - 42,164	55,494 - 63,720	71,671 - 81,575	99,890 - 114,308	127,075 - 138,287
03	42,165 - 48,486	63,721 - 69,204	81,576 - 88,179	114,309 - 123,920	138,288 - 145,762
04	48,487 - 49,941	69,205 - 71,280	88,180 - 90,824	123,921 - 127,638	145,763 - 150,135
05	49,942 - 51,439	71,281 - 73,418	90,825 - 93,549	127,639 - 131,467	150,136 - 153,200

Series:

0854 1550
2210

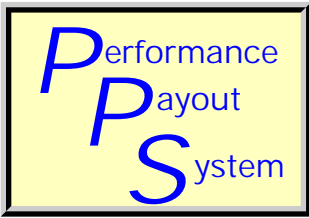
Titles:

Cities:

Counties

Bartholomew Co. IN 18 0000 005	Boone Co. IN 18 0000 011	Brown Co. IN 18 0000 013
Grant Co. IN 18 0000 053	Hamilton Co. IN 18 0000 057	Hancock Co. IN 18 0000 059
Hendricks Co. IN 18 0000 063	Henry Co. IN 18 0000 065	Jennings Co. IN 18 0000 079
Johnson Co. IN 18 0000 081	Madison Co. IN 18 0000 095	Marion Co. IN 18 0000 097
Montgomery Co. IN 18 0000 107	Morgan Co. IN 18 0000 109	Putnam Co. IN 18 0000 133
Shelby Co. IN 18 0000 145		

Locality Area: Indianapolis-Anderson-Columbus, IN



Special Pay Tables

Report run on: December 29, 2008 2:50 PM

Page 83 of 182

PPS: INDLEO

OPM: LEO ADMINISTRATIVE

Path: ZA

Effective:

04-JAN-09

Prev. Yr Rate .1351

Curr. Yr Rate: .1423

Loc. Diff: 1.00634

Gen. Inc.: 2.9

Issued: 18-DEC-08

Band	I	II	III	IV	V
GS Range	1-6	7-10	11-12	13-14	15-15
Interval					
01	20,036 - 33,561	43,340 - 54,603	56,594 - 70,632	80,664 - 99,889	112,124 - 127,074
02	33,562 - 43,705	54,604 - 63,050	70,633 - 81,160	99,890 - 114,308	127,075 - 138,287
03	43,706 - 50,468	63,051 - 68,681	81,161 - 88,179	114,309 - 123,920	138,288 - 145,762
04	50,469 - 51,982	68,682 - 70,741	88,180 - 90,824	123,921 - 127,638	145,763 - 150,135
05	51,983 - 53,541	70,742 - 72,863	90,825 - 93,549	127,639 - 131,467	150,136 - 153,200

Series:

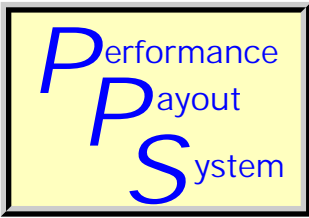
1811

Titles:

Cities:

Counties

Locality Area: Indianapolis-Anderson-Columbus, IN



Special Pay Tables

Report run on: December 29, 2008 2:50 PM

Page 84 of 182

PPS: LA007003 OPM: 0070 CLERICAL AND SUPPORT Path: ZS Effective: 04-JAN-09

Prev. Yr Rate .2526 Curr. Yr Rate: .2651 Loc. Diff: 1.00998 Gen. Inc.: 2.9 Issued: 18-DEC-08

Band	I	II	III	IV	V
GS Range	1-2	3-4	5-6	7-8	9-10
Interval					
01	22,190 - 26,280	27,253 - 32,796	34,191 - 41,014	42,352 - 50,630	51,805 - 61,742
02	26,281 - 29,348	32,797 - 36,953	41,015 - 46,131	50,631 - 56,838	61,743 - 69,195
03	29,349 - 31,393	36,954 - 39,725	46,132 - 49,543	56,839 - 60,977	69,196 - 74,163
04	31,394 - 32,335	39,726 - 40,917	49,544 - 51,029	60,978 - 62,806	74,164 - 76,388
05	32,336 - 33,305	40,918 - 42,145	51,030 - 52,560	62,807 - 64,690	76,389 - 78,680

Series:

0318	0322
0326	0356

Titles:

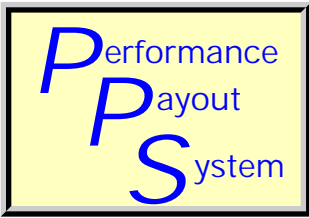
DATA TRANSCRIPTION	OFFICE AUTOMATION
STENOGRAPY	STENOGRAPY OR TYPING
TYPING	

Cities:

Counties

LOS ANGELES CA 06 0000 037

Locality Area: Los Angeles-Long Beach-Riverside, CA



Special Pay Tables

Report run on: December 29, 2008 2:50 PM

Page 85 of 182

PPS: LA007103 OPM: 0071 CLERICAL AND SUPPORT Path: ZS Effective: 04-JAN-09

Prev. Yr Rate .2526 Curr. Yr Rate: .2651 Loc. Diff: 1.00998 Gen. Inc.: 2.9 Issued: 18-DEC-08

Band	I	II	III	IV	V
GS Range	1-2	3-4	5-6	7-8	9-10
Interval					
01	22,190 - 26,280	27,253 - 32,796	34,191 - 41,014	42,352 - 50,630	51,805 - 61,742
02	26,281 - 29,348	32,797 - 36,953	41,015 - 46,131	50,631 - 56,838	61,743 - 69,195
03	29,349 - 31,393	36,954 - 39,725	46,132 - 49,543	56,839 - 60,977	69,196 - 74,163
04	31,394 - 32,335	39,726 - 40,917	49,544 - 51,029	60,978 - 62,806	74,164 - 76,388
05	32,336 - 33,305	40,918 - 42,145	51,030 - 52,560	62,807 - 64,690	76,389 - 78,680

Series:

0318 0322
0326 0356

Titles:

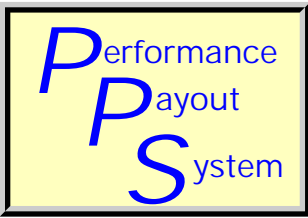
DATA TRANSCRIPTION OFFICE AUTOMATION
STENOGRAPY STENOGRAPY OR TYPING
TYPING

Cities:

Counties

ORANGE CA 06 0000 059

Locality Area: Los Angeles-Long Beach-Riverside, CA



Special Pay Tables

Report run on: December 29, 2008 2:50 PM

Page 86 of 182

PPS: LA041401 OPM: 0414 PROFESSIONAL Path: ZP Effective: 04-JAN-09

Prev. Yr Rate .2526 Curr. Yr Rate: .2651 Loc. Diff: 1.00998 Gen. Inc.: 2.9 Issued: 18-DEC-08

Band	I	II	III	IV	V
GS Range	1-6	7-10	11-12	13-14	15-15
Interval					
01	0 - 0	43,521 - 57,140	62,678 - 78,225	89,335 - 110,627	124,177 - 137,076
02	35,135 - 43,465	57,141 - 67,354	78,226 - 89,885	110,628 - 126,596	137,077 - 146,750
03	43,466 - 49,543	67,355 - 74,163	89,886 - 97,658	126,597 - 137,242	146,751 - 153,200
04	49,544 - 51,029	74,164 - 76,388	97,659 - 100,588	137,243 - 141,359	153,200 - 153,200
05	51,030 - 52,560	76,389 - 78,680	100,589 - 103,606	141,360 - 145,600	153,200 - 153,200

Series:

0801	0808
0810	0819
0830	0861
0871	0896

Titles:

Cities:

Edwards Air Force Base, CA 06 1077 029

Counties

Los Angeles Co. CA 06 0000 037	Orange Co. CA 06 0000 059	Riverside Co. CA 06 0000 065
San Bernardino Co. CA 06 0000 071	Santa Barbara Co. CA 06 0000 083	Ventura Co. CA 06 0000 111

Locality Area: Los Angeles-Long Beach-Riverside, CA



Special Pay Tables

Report run on: December 29, 2008 2:50 PM

Page 87 of 182

PPS: LA042201 OPM: 0422 PROFESSIONAL Path: ZP Effective: 04-JAN-09

Prev. Yr Rate .2526 Curr. Yr Rate: .2651 Loc. Diff: 1.00998 Gen. Inc.: 2.9 Issued: 18-DEC-08

Band	I	II	III	IV	V
GS Range	1-6	7-10	11-12	13-14	15-15
Interval					
01	0 - 0	43,521 - 57,140	62,678 - 78,225	89,335 - 110,627	124,177 - 137,076
02	35,135 - 43,465	57,141 - 67,354	78,226 - 89,885	110,628 - 126,596	137,077 - 146,750
03	43,466 - 49,543	67,355 - 74,163	89,886 - 97,658	126,597 - 137,242	146,751 - 153,200
04	49,544 - 51,029	74,164 - 76,388	97,659 - 100,588	137,243 - 141,359	153,200 - 153,200
05	51,030 - 52,560	76,389 - 78,680	100,589 - 103,606	141,360 - 145,600	153,200 - 153,200

Series:

0850

0855

Titles:

Cities:

Edwards Air Force Base, CA 06 1077 029

Counties

Los Angeles Co. CA 06 0000 037

Orange Co. CA 06 0000 059

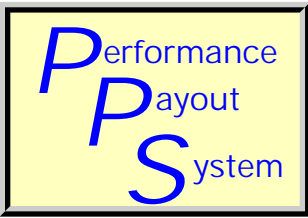
Riverside Co. CA 06 0000 065

San Bernardino Co. CA 06 0000 071

Santa Barbara Co. CA 06 0000 083

Ventura Co. CA 06 0000 111

Locality Area: Los Angeles-Long Beach-Riverside, CA



Special Pay Tables

Report run on: December 29, 2008 2:50 PM

Page 88 of 182

PPS: LA999E01 OPM: 999E PROFESSIONAL Path: ZP Effective: 04-JAN-09

Prev. Yr Rate .2526 Curr. Yr Rate: .2651 Loc. Diff: 1.00998 Gen. Inc.: 2.9 Issued: 18-DEC-08

Band	I	II	III	IV	V
GS Range	1-6	7-10	11-12	13-14	15-15
Interval					
01	0 - 0	46,868 - 58,999	62,678 - 78,225	89,335 - 110,627	124,177 - 137,076
02	39,188 - 44,556	59,000 - 68,097	78,226 - 89,885	110,628 - 126,596	137,077 - 146,750
03	44,557 - 50,946	68,098 - 74,163	89,886 - 97,658	126,597 - 137,242	146,751 - 153,200
04	50,947 - 52,474	74,164 - 76,388	97,659 - 100,588	137,243 - 141,359	153,200 - 153,200
05	52,475 - 54,048	76,389 - 78,680	100,589 - 103,606	141,360 - 145,600	153,200 - 153,200

Series:

0854 1550
2210

Titles:

Cities:

Edwards Air Force Base, CA 06 1077 029

Counties

Los Angeles Co. CA 06 0000 037 Orange Co. CA 06 0000 059 Riverside Co. CA 06 0000 065
San Bernardino Co. CA 06 0000 071 Santa Barbara Co. CA 06 0000 083 Ventura Co. CA 06 0000 111

Locality Area: Los Angeles-Long Beach-Riverside, CA



Special Pay Tables

Report run on: December 29, 2008 2:50 PM

Page 89 of 182

PPS: LALEO

OPM: LEO ADMINISTRATIVE

Path: ZA

Effective:

04-JAN-09

Prev. Yr Rate .2526

Curr. Yr Rate: .2651

Loc. Diff: 1.00998

Gen. Inc.: 2.9

Issued: 18-DEC-08

Band	I	II	III	IV	V
GS Range	1-6	7-10	11-12	13-14	15-15
Interval					
01	22,190 - 37,169	47,999 - 60,472	62,678 - 78,225	89,335 - 110,627	124,177 - 137,076
02	37,170 - 48,403	60,473 - 69,827	78,226 - 89,885	110,628 - 126,596	137,077 - 146,750
03	48,404 - 55,893	69,828 - 76,064	89,886 - 97,658	126,597 - 137,242	146,751 - 153,200
04	55,894 - 57,570	76,065 - 78,346	97,659 - 100,588	137,243 - 141,359	153,200 - 153,200
05	57,571 - 59,297	78,347 - 80,696	100,589 - 103,606	141,360 - 145,600	153,200 - 153,200

Series:

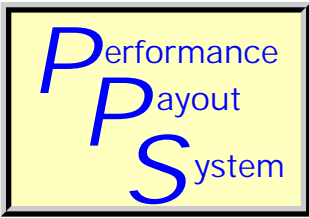
1811

Titles:

Cities:

Counties

Locality Area: Los Angeles-Long Beach-Riverside, CA



Special Pay Tables

Report run on: December 29, 2008 2:50 PM

Page 90 of 182

PPS: MFL041401 OPM: 0414 PROFESSIONAL Path: ZP Effective: 04-JAN-09

Prev. Yr Rate .1911 Curr. Yr Rate: .2021 Loc. Diff: 1.00924 Gen. Inc.: 2.9 Issued: 18-DEC-08

Band	I	II	III	IV	V
GS Range	1-6	7-10	11-12	13-14	15-15
Interval					
01	0 - 0	43,521 - 55,498	59,557 - 74,329	84,886 - 105,118	117,993 - 133,641
02	35,135 - 41,299	55,499 - 64,481	74,330 - 85,409	105,119 - 120,291	133,642 - 145,376
03	41,300 - 47,075	64,482 - 70,470	85,410 - 92,795	120,292 - 130,407	145,377 - 153,200
04	47,076 - 48,487	70,471 - 72,584	92,796 - 95,579	130,408 - 134,319	153,200 - 153,200
05	48,488 - 49,942	72,585 - 74,762	95,580 - 98,446	134,320 - 138,349	153,200 - 153,200

Series:

0801	0808
0810	0819
0830	0861
0871	0896

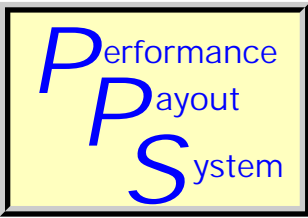
Titles:

Cities:

Counties

Broward Co. FL 12 0000 011 Miami-Dade Co. FL 12 0000 086 Monroe Co. FL 12 0000 087
Palm Beach Co. FL 12 0000 099

Locality Area: Miami-Fort Lauderdale-Pompano Beach, FL



Special Pay Tables

Report run on: December 29, 2008 2:50 PM

Page 91 of 182

PPS: MFL042201 OPM: 0422 PROFESSIONAL Path: ZP Effective: 04-JAN-09

Prev. Yr Rate .1911 Curr. Yr Rate: .2021 Loc. Diff: 1.00924 Gen. Inc.: 2.9 Issued: 18-DEC-08

Band	I	II	III	IV	V
GS Range	1-6	7-10	11-12	13-14	15-15
Interval					
01	0 - 0	43,521 - 55,498	59,557 - 74,329	84,886 - 105,118	117,993 - 133,641
02	35,135 - 41,299	55,499 - 64,481	74,330 - 85,409	105,119 - 120,291	133,642 - 145,376
03	41,300 - 47,075	64,482 - 70,470	85,410 - 92,795	120,292 - 130,407	145,377 - 153,200
04	47,076 - 48,487	70,471 - 72,584	92,796 - 95,579	130,408 - 134,319	153,200 - 153,200
05	48,488 - 49,942	72,585 - 74,762	95,580 - 98,446	134,320 - 138,349	153,200 - 153,200

Series:

0850

0855

Titles:

Cities:

Counties

Broward Co. FL 12 0000 011

Miami-Dade Co. FL 12 0000 086

Monroe Co. FL 12 0000 087

Palm Beach Co. FL 12 0000 099

Locality Area: Miami-Fort Lauderdale-Pompano Beach, FL



Special Pay Tables

Report run on: December 29, 2008 2:50 PM

Page 92 of 182

PPS: MFL056901 OPM: 0569 PROFESSIONAL Path: ZP Effective: 04-JAN-09

Prev. Yr Rate .1911 Curr. Yr Rate: .2021 Loc. Diff: 1.00924 Gen. Inc.: 2.9 Issued: 18-DEC-08

Band	I	II	III	IV	V
GS Range	1-6	7-10	11-12	13-14	15-15
Interval					
01	0 - 0	43,520 - 55,498	64,407 - 80,383	91,800 - 113,679	117,993 - 133,641
02	35,134 - 41,299	55,499 - 64,481	80,384 - 92,364	113,680 - 130,088	133,642 - 145,376
03	41,300 - 47,075	64,482 - 70,470	92,365 - 100,352	130,089 - 141,028	145,377 - 153,200
04	47,076 - 48,487	70,471 - 72,584	100,353 - 103,363	141,029 - 145,259	153,200 - 153,200
05	48,488 - 49,942	72,585 - 74,762	103,364 - 106,464	145,260 - 149,617	153,200 - 153,200

Series:

1340

Titles:

Cities:

KEY WEST FL 12 1580 087

Counties

Locality Area: Miami-Fort Lauderdale-Pompano Beach, FL



Special Pay Tables

Report run on: December 29, 2008 2:50 PM

Page 93 of 182

PPS: MFL999C01 OPM: 999C PROFESSIONAL Path: ZP Effective: 04-JAN-09

Prev. Yr Rate .1911 Curr. Yr Rate: .2021 Loc. Diff: 1.00924 Gen. Inc.: 2.9 Issued: 18-DEC-08

Band	I	II	III	IV	V
GS Range	1-6	7-10	11-12	13-14	15-15
Interval					
01	0 - 0	45,194 - 56,428	59,557 - 74,329	84,886 - 105,118	117,993 - 133,641
02	37,836 - 42,944	56,429 - 64,853	74,330 - 85,409	105,119 - 120,291	133,642 - 145,376
03	42,945 - 49,189	64,854 - 70,470	85,410 - 92,795	120,292 - 130,407	145,377 - 153,200
04	49,190 - 50,665	70,471 - 72,584	92,796 - 95,579	130,408 - 134,319	153,200 - 153,200
05	50,666 - 52,185	72,585 - 74,762	95,580 - 98,446	134,320 - 138,349	153,200 - 153,200

Series:

0854 1550
2210

Titles:

Cities:

Counties

Broward Co. FL 12 0000 011 Miami-Dade Co. FL 12 0000 086 Monroe Co. FL 12 0000 087
Palm Beach Co. FL 12 0000 099

Locality Area: Miami-Fort Lauderdale-Pompano Beach, FL



Special Pay Tables

Report run on: December 29, 2008 2:50 PM

Page 94 of 182

PPS: MFLLEO

OPM: LEO ADMINISTRATIVE

Path: ZA

Effective:

04-JAN-09

Prev. Yr Rate .1911

Curr. Yr Rate: .2021

Loc. Diff: 1.00924

Gen. Inc.: 2.9

Issued: 18-DEC-08

Band	I	II	III	IV	V
GS Range	1-6	7-10	11-12	13-14	15-15
Interval					
01	21,085 - 35,318	45,609 - 57,461	59,557 - 74,329	84,886 - 105,118	117,993 - 133,641
02	35,319 - 45,993	57,462 - 66,350	74,330 - 85,409	105,119 - 120,291	133,642 - 145,376
03	45,994 - 53,110	66,351 - 72,276	85,410 - 92,795	120,292 - 130,407	145,377 - 153,200
04	53,111 - 54,703	72,277 - 74,444	92,796 - 95,579	130,408 - 134,319	153,200 - 153,200
05	54,704 - 56,344	74,445 - 76,677	95,580 - 98,446	134,320 - 138,349	153,200 - 153,200

Series:

1811

Titles:

Cities:

Counties

Locality Area: Miami-Fort Lauderdale-Pompano Beach, FL



Special Pay Tables

Report run on: December 29, 2008 2:50 PM

Page 95 of 182

PPS: MIL041401 OPM: 0414 PROFESSIONAL Path: ZP Effective: 04-JAN-09

Prev. Yr Rate .1673 Curr. Yr Rate: .1765 Loc. Diff: 1.00788 Gen. Inc.: 2.9 Issued: 18-DEC-08

Band	I	II	III	IV	V
GS Range	1-6	7-10	11-12	13-14	15-15
Interval					
01	0 - 0	43,521 - 54,831	58,289 - 72,747	83,079 - 102,879	115,481 - 130,879
02	35,135 - 40,420	54,832 - 63,314	72,748 - 83,590	102,880 - 117,730	130,880 - 142,427
03	40,421 - 46,073	63,315 - 68,969	83,591 - 90,819	117,731 - 127,630	142,428 - 150,126
04	46,074 - 47,455	68,970 - 71,038	90,820 - 93,544	127,631 - 131,459	150,127 - 153,200
05	47,456 - 48,879	71,039 - 73,169	93,545 - 96,350	131,460 - 135,403	153,200 - 153,200

Series:

0801	0808
0810	0819
0830	0861
0871	0896

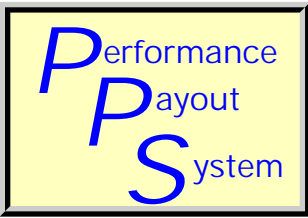
Titles:

Cities:

Counties

Milwaukee Co. WI 55 0000 079	Ozaukee Co. WI 55 0000 089	Racine Co. WI 55 0000 101
Washington Co. WI 55 0000 131	Waukesha Co. WI 55 0000 133	

Locality Area: Milwaukee-Racine-Waukesha, WI



Special Pay Tables

Report run on: December 29, 2008 2:50 PM

Page 96 of 182

PPS: MIL042201 OPM: 0422 PROFESSIONAL Path: ZP Effective: 04-JAN-09

Prev. Yr Rate .1673 Curr. Yr Rate: .1765 Loc. Diff: 1.00788 Gen. Inc.: 2.9 Issued: 18-DEC-08

Band	I	II	III	IV	V
GS Range	1-6	7-10	11-12	13-14	15-15
Interval					
01	0 - 0	43,521 - 54,831	58,289 - 72,747	83,079 - 102,879	115,481 - 130,879
02	35,135 - 40,420	54,832 - 63,314	72,748 - 83,590	102,880 - 117,730	130,880 - 142,427
03	40,421 - 46,073	63,315 - 68,969	83,591 - 90,819	117,731 - 127,630	142,428 - 150,126
04	46,074 - 47,455	68,970 - 71,038	90,820 - 93,544	127,631 - 131,459	150,127 - 153,200
05	47,456 - 48,879	71,039 - 73,169	93,545 - 96,350	131,460 - 135,403	153,200 - 153,200

Series:

0850

0855

Titles:

Cities:

Counties

Milwaukee Co. WI 55 0000 079

Ozaukee Co. WI 55 0000 089

Racine Co. WI 55 0000 101

Washington Co. WI 55 0000 131

Waukesha Co. WI 55 0000 133

Locality Area: Milwaukee-Racine-Waukesha, WI



Special Pay Tables

Report run on: December 29, 2008 2:50 PM

Page 97 of 182

PPS: MIL999B01 OPM: 999B PROFESSIONAL Path: ZP Effective: 04-JAN-09

Prev. Yr Rate .1673 Curr. Yr Rate: .1765 Loc. Diff: 1.00788 Gen. Inc.: 2.9 Issued: 18-DEC-08

Band	I	II	III	IV	V
GS Range	1-6	7-10	11-12	13-14	15-15
Interval					
01	0 - 0	44,524 - 55,493	58,462 - 72,843	83,079 - 102,879	115,481 - 130,879
02	37,296 - 42,297	55,494 - 63,720	72,844 - 83,629	102,880 - 117,730	130,880 - 142,427
03	42,298 - 48,486	63,721 - 69,204	83,630 - 90,819	117,731 - 127,630	142,428 - 150,126
04	48,487 - 49,941	69,205 - 71,280	90,820 - 93,544	127,631 - 131,459	150,127 - 153,200
05	49,942 - 51,439	71,281 - 73,418	93,545 - 96,350	131,460 - 135,403	153,200 - 153,200

Series:

0854 1550
2210

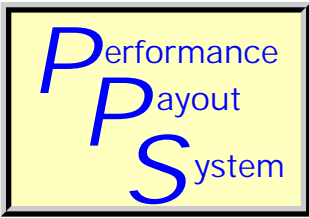
Titles:

Cities:

Counties

Milwaukee Co. WI 55 0000 079 Ozaukee Co. WI 55 0000 089 Racine Co. WI 55 0000 101
Washington Co. WI 55 0000 131 Waukesha Co. WI 55 0000 133

Locality Area: Milwaukee-Racine-Waukesha, WI



Special Pay Tables

Report run on: December 29, 2008 2:50 PM

Page 98 of 182

PPS: MILLEO

OPM: LEO ADMINISTRATIVE

Path: ZA

Effective:

04-JAN-09

Prev. Yr Rate .1673

Curr. Yr Rate: .1765

Loc. Diff: 1.00788

Gen. Inc.: 2.9

Issued: 18-DEC-08

Band	I	II	III	IV	V
GS Range	1-6	7-10	11-12	13-14	15-15
Interval					
01	20,636 - 34,566	44,638 - 56,238	58,289 - 72,747	83,079 - 102,879	115,481 - 130,879
02	34,567 - 45,014	56,239 - 64,937	72,748 - 83,590	102,880 - 117,730	130,880 - 142,427
03	45,015 - 51,979	64,938 - 70,737	83,591 - 90,819	117,731 - 127,630	142,428 - 150,126
04	51,980 - 53,538	70,738 - 72,859	90,820 - 93,544	127,631 - 131,459	150,127 - 153,200
05	53,539 - 55,144	72,860 - 75,045	93,545 - 96,350	131,460 - 135,403	153,200 - 153,200

Series:

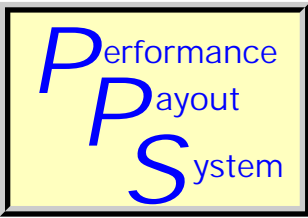
1811

Titles:

Cities:

Counties

Locality Area: Milwaukee-Racine-Waukesha, WI



Special Pay Tables

Report run on: December 29, 2008 2:50 PM

Page 99 of 182

PPS: MSP041401 OPM: 0414 PROFESSIONAL Path: ZP Effective: 04-JAN-09

Prev. Yr Rate .1943 Curr. Yr Rate: .2036 Loc. Diff: 1.00779 Gen. Inc.: 2.9 Issued: 18-DEC-08

Band	I	II	III	IV	V
GS Range	1-6	7-10	11-12	13-14	15-15
Interval					
01	0 - 0	43,521 - 55,537	59,631 - 74,422	84,992 - 105,249	118,141 - 133,723
02	35,135 - 41,351	55,538 - 64,549	74,423 - 85,515	105,250 - 120,442	133,724 - 145,409
03	41,352 - 47,134	64,550 - 70,557	85,516 - 92,911	120,443 - 130,570	145,410 - 153,200
04	47,135 - 48,548	70,558 - 72,674	92,912 - 95,698	130,571 - 134,487	153,200 - 153,200
05	48,549 - 50,004	72,675 - 74,854	95,699 - 98,569	134,488 - 138,522	153,200 - 153,200

Series:

0801	0808
0810	0819
0830	0861
0871	0896

Titles:

Cities:

Counties

Anoka Co. MN 27 0000 003	Benton Co. MN 27 0000 009	Carver Co. MN 27 0000 019
Chisago Co. MN 27 0000 025	Dakota Co. MN 27 0000 037	Goodhue Co. MN 27 0000 049
Hennepin Co. MN 27 0000 053	Isanti Co. MN 27 0000 059	McLeod Co. MN 27 0000 085
Pierce Co. WI 55 0000 093	Ramsey Co. MN 27 0000 123	Rice Co. MN 27 0000 131
Scott Co. MN 27 0000 139	Sherburne Co. MN 27 0000 141	St. Croix Co. WI 55 0000 109
Stearns Co. MN 27 0000 145	Washington Co. MN 27 0000 163	Wright Co. MN 27 0000 171

Locality Area: Minneapolis-St. Paul-St. Cloud, MN-WI



Special Pay Tables

Report run on: December 29, 2008 2:50 PM

Page 100 of 182

PPS: MSP042201 OPM: 0422 PROFESSIONAL Path: ZP Effective: 04-JAN-09

Prev. Yr Rate .1943 Curr. Yr Rate: .2036 Loc. Diff: 1.00779 Gen. Inc.: 2.9 Issued: 18-DEC-08

Band	I	II	III	IV	V
GS Range	1-6	7-10	11-12	13-14	15-15
Interval					
01	0 - 0	43,521 - 55,537	59,631 - 74,422	84,992 - 105,249	118,141 - 133,723
02	35,135 - 41,351	55,538 - 64,549	74,423 - 85,515	105,250 - 120,442	133,724 - 145,409
03	41,352 - 47,134	64,550 - 70,557	85,516 - 92,911	120,443 - 130,570	145,410 - 153,200
04	47,135 - 48,548	70,558 - 72,674	92,912 - 95,698	130,571 - 134,487	153,200 - 153,200
05	48,549 - 50,004	72,675 - 74,854	95,699 - 98,569	134,488 - 138,522	153,200 - 153,200

Series:

0850

0855

Titles:

Cities:

Counties

Anoka Co. MN 27 0000 003

Benton Co. MN 27 0000 009

Carver Co. MN 27 0000 019

Chisago Co. MN 27 0000 025

Dakota Co. MN 27 0000 037

Goodhue Co. MN 27 0000 049

Hennepin Co. MN 27 0000 053

Isanti Co. MN 27 0000 059

McLeod Co. MN 27 0000 085

Pierce Co. WI 55 0000 093

Ramsey Co. MN 27 0000 123

Rice Co. MN 27 0000 131

Scott Co. MN 27 0000 139

Sherburne Co. MN 27 0000 141

St. Croix Co. WI 55 0000 109

Stearns Co. MN 27 0000 145

Washington Co. MN 27 0000 163

Wright Co. MN 27 0000 171

Locality Area: Minneapolis-St. Paul-St. Cloud, MN-WI



Special Pay Tables

Report run on: December 29, 2008 2:50 PM

Page 101 of 182

PPS: MSP999C01 OPM: 999C PROFESSIONAL Path: ZP Effective: 04-JAN-09

Prev. Yr Rate .1943 Curr. Yr Rate: .2036 Loc. Diff: 1.00779 Gen. Inc.: 2.9 Issued: 18-DEC-08

Band	I	II	III	IV	V
GS Range	1-6	7-10	11-12	13-14	15-15
Interval					
01	0 - 0	45,194 - 56,466	59,631 - 74,422	84,992 - 105,249	118,141 - 133,723
02	37,836 - 42,949	56,467 - 64,921	74,423 - 85,515	105,250 - 120,442	133,724 - 145,409
03	42,950 - 49,189	64,922 - 70,557	85,516 - 92,911	120,443 - 130,570	145,410 - 153,200
04	49,190 - 50,665	70,558 - 72,674	92,912 - 95,698	130,571 - 134,487	153,200 - 153,200
05	50,666 - 52,185	72,675 - 74,854	95,699 - 98,569	134,488 - 138,522	153,200 - 153,200

Series:

0854 1550
2210

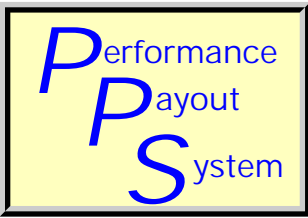
Titles:

Cities:

Counties

Anoka Co. MN 27 0000 003	Benton Co. MN 27 0000 009	Carver Co. MN 27 0000 019
Chisago Co. MN 27 0000 025	Dakota Co. MN 27 0000 037	Goodhue Co. MN 27 0000 049
Hennepin Co. MN 27 0000 053	Isanti Co. MN 27 0000 059	McLeod Co. MN 27 0000 085
Pierce Co. WI 55 0000 093	Ramsey Co. MN 27 0000 123	Rice Co. MN 27 0000 131
Scott Co. MN 27 0000 139	Sherburne Co. MN 27 0000 141	St. Croix Co. WI 55 0000 109
Stearns Co. MN 27 0000 145	Washington Co. MN 27 0000 163	Wright Co. MN 27 0000 171

Locality Area: Minneapolis-St. Paul-St. Cloud, MN-WI



Special Pay Tables

Report run on: December 29, 2008 2:50 PM

Page 102 of 182

PPS: MSPLEO OPM: LEO ADMINISTRATIVE Path: ZA Effective: 04-JAN-09

Prev. Yr Rate .1943 Curr. Yr Rate: .2036 Loc. Diff: 1.00779 Gen. Inc.: 2.9 Issued: 18-DEC-08

Band	I	II	III	IV	V
GS Range	1-6	7-10	11-12	13-14	15-15
Interval					
01	21,111 - 35,362	45,666 - 57,533	59,631 - 74,422	84,992 - 105,249	118,141 - 133,723
02	35,363 - 46,050	57,534 - 66,433	74,423 - 85,515	105,250 - 120,442	133,724 - 145,409
03	46,051 - 53,176	66,434 - 72,366	85,516 - 92,911	120,443 - 130,570	145,410 - 153,200
04	53,177 - 54,771	72,367 - 74,537	92,912 - 95,698	130,571 - 134,487	153,200 - 153,200
05	54,772 - 56,414	74,538 - 76,773	95,699 - 98,569	134,488 - 138,522	153,200 - 153,200

Series:

1811

Titles:

Cities:

Counties

Locality Area: Minneapolis-St. Paul-St. Cloud, MN-WI



Special Pay Tables

Report run on: December 29, 2008 2:50 PM

Page 103 of 182

PPS: NY041401 OPM: 0414 PROFESSIONAL Path: ZP Effective: 04-JAN-09

Prev. Yr Rate .2636 Curr. Yr Rate: .2796 Loc. Diff: 1.01266 Gen. Inc.: 2.9 Issued: 18-DEC-08

Band	I	II	III	IV	V
GS Range	1-6	7-10	11-12	13-14	15-15
Interval					
01	0 - 0	43,521 - 57,517	63,397 - 79,121	90,359 - 111,895	125,600 - 137,867
02	35,135 - 43,962	57,518 - 68,015	79,122 - 90,915	111,896 - 128,047	137,868 - 147,067
03	43,963 - 50,110	68,016 - 75,013	90,916 - 98,777	128,048 - 138,815	147,068 - 153,200
04	50,111 - 51,613	75,014 - 77,263	98,778 - 101,740	138,816 - 142,979	153,200 - 153,200
05	51,614 - 53,161	77,264 - 79,581	101,741 - 104,792	142,980 - 147,268	153,200 - 153,200

Series:

0801	0808
0810	0819
0830	0861
0871	0896

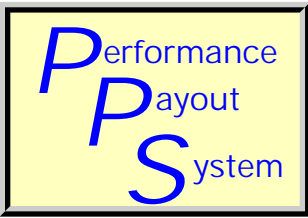
Titles:

Cities:

Counties

Bergen Co. NJ 34 0000 003	Bronx Co. NY 36 0000 005	Dutchess Co. NY 36 0000 027
Essex Co. NJ 34 0000 013	Fairfield Co. CT 09 0000 001	Hudson Co. NJ 34 0000 017
Hunterdon Co. NJ 34 0000 019	Kings Co. NY 36 0000 047	Litchfield Co. CT 09 0000 005
Mercer Co. NJ 34 0000 021	Middlesex Co. NJ 34 0000 023	Monmouth Co. NJ 34 0000 025
Monroe Co. PA 42 0000 089	Morris Co. NJ 34 0000 027	Nassau Co. NY 36 0000 059
New Haven Co. CT 09 0000 009	New York Co. NY 36 0000 061	Ocean Co. NJ 34 0000 029
Orange Co. NY 36 0000 071	Passaic Co. NJ 34 0000 031	Pike Co. PA 42 0000 103
Putnam Co. NY 36 0000 079	Queens Co. NY 36 0000 081	Richmond Co. NY 36 0000 085
Rockland Co. NY 36 0000 087	Somerset Co. NJ 34 0000 035	Suffolk Co. NY 36 0000 103
Sussex Co. NJ 34 0000 037	Ulster Co. NY 36 0000 111	Union Co. NJ 34 0000 039
Warren Co. NJ 34 0000 041	Westchester Co. NY 36 0000 119	

Locality Area: New York-Newark-Bridgeport, NY-NJ-CT-PA



Special Pay Tables

Report run on: December 29, 2008 2:50 PM

Page 104 of 182

PPS: NY042201 OPM: 0422 PROFESSIONAL Path: ZP Effective: 04-JAN-09

Prev. Yr Rate .2636 Curr. Yr Rate: .2796 Loc. Diff: 1.01266 Gen. Inc.: 2.9 Issued: 18-DEC-08

Band	I	II	III	IV	V
GS Range	1-6	7-10	11-12	13-14	15-15
Interval					
01	0 - 0	43,521 - 57,517	63,397 - 79,121	90,359 - 111,895	125,600 - 137,867
02	35,135 - 43,962	57,518 - 68,015	79,122 - 90,915	111,896 - 128,047	137,868 - 147,067
03	43,963 - 50,110	68,016 - 75,013	90,916 - 98,777	128,048 - 138,815	147,068 - 153,200
04	50,111 - 51,613	75,014 - 77,263	98,778 - 101,740	138,816 - 142,979	153,200 - 153,200
05	51,614 - 53,161	77,264 - 79,581	101,741 - 104,792	142,980 - 147,268	153,200 - 153,200

Series:

0850

0855

Titles:

Cities:

Counties

- | | | |
|------------------------------|--------------------------------|-------------------------------|
| Bergen Co. NJ 34 0000 003 | Bronx Co. NY 36 0000 005 | Dutchess Co. NY 36 0000 027 |
| Essex Co. NJ 34 0000 013 | Fairfield Co. CT 09 0000 001 | Hudson Co. NJ 34 0000 017 |
| Hunterdon Co. NJ 34 0000 019 | Kings Co. NY 36 0000 047 | Litchfield Co. CT 09 0000 005 |
| Mercer Co. NJ 34 0000 021 | Middlesex Co. NJ 34 0000 023 | Monmouth Co. NJ 34 0000 025 |
| Monroe Co. PA 42 0000 089 | Morris Co. NJ 34 0000 027 | Nassau Co. NY 36 0000 059 |
| New Haven Co. CT 09 0000 009 | New York Co. NY 36 0000 061 | Ocean Co. NJ 34 0000 029 |
| Orange Co. NY 36 0000 071 | Passaic Co. NJ 34 0000 031 | Pike Co. PA 42 0000 103 |
| Putnam Co. NY 36 0000 079 | Queens Co. NY 36 0000 081 | Richmond Co. NY 36 0000 085 |
| Rockland Co. NY 36 0000 087 | Somerset Co. NJ 34 0000 035 | Suffolk Co. NY 36 0000 103 |
| Sussex Co. NJ 34 0000 037 | Ulster Co. NY 36 0000 111 | Union Co. NJ 34 0000 039 |
| Warren Co. NJ 34 0000 041 | Westchester Co. NY 36 0000 119 | |

Locality Area: New York-Newark-Bridgeport, NY-NJ-CT-PA



Special Pay Tables

Report run on: December 29, 2008 2:50 PM

Page 105 of 182

PPS: NY999E01 OPM: 999E PROFESSIONAL Path: ZP Effective: 04-JAN-09

Prev. Yr Rate .2636 Curr. Yr Rate: .2796 Loc. Diff: 1.01266 Gen. Inc.: 2.9 Issued: 18-DEC-08

Band	I	II	III	IV	V
GS Range	1-6	7-10	11-12	13-14	15-15
Interval					
01	0 - 0	46,868 - 59,377	63,397 - 79,121	90,359 - 111,895	125,600 - 137,867
02	39,188 - 44,612	59,378 - 68,759	79,122 - 90,915	111,896 - 128,047	137,868 - 147,067
03	44,613 - 50,946	68,760 - 75,013	90,916 - 98,777	128,048 - 138,815	147,068 - 153,200
04	50,947 - 52,474	75,014 - 77,263	98,778 - 101,740	138,816 - 142,979	153,200 - 153,200
05	52,475 - 54,048	77,264 - 79,581	101,741 - 104,792	142,980 - 147,268	153,200 - 153,200

Series:

0854 1550
2210

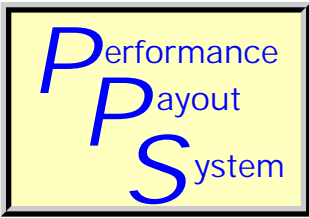
Titles:

Cities:

Counties

- | | | |
|------------------------------|--------------------------------|-------------------------------|
| Bergen Co. NJ 34 0000 003 | Bronx Co. NY 36 0000 005 | Dutchess Co. NY 36 0000 027 |
| Essex Co. NJ 34 0000 013 | Fairfield Co. CT 09 0000 001 | Hudson Co. NJ 34 0000 017 |
| Hunterdon Co. NJ 34 0000 019 | Kings Co. NY 36 0000 047 | Litchfield Co. CT 09 0000 005 |
| Mercer Co. NJ 34 0000 021 | Middlesex Co. NJ 34 0000 023 | Monmouth Co. NJ 34 0000 025 |
| Monroe Co. PA 42 0000 089 | Morris Co. NJ 34 0000 027 | Nassau Co. NY 36 0000 059 |
| New Haven Co. CT 09 0000 009 | New York Co. NY 36 0000 061 | Ocean Co. NJ 34 0000 029 |
| Orange Co. NY 36 0000 071 | Passaic Co. NJ 34 0000 031 | Pike Co. PA 42 0000 103 |
| Putnam Co. NY 36 0000 079 | Queens Co. NY 36 0000 081 | Richmond Co. NY 36 0000 085 |
| Rockland Co. NY 36 0000 087 | Somerset Co. NJ 34 0000 035 | Suffolk Co. NY 36 0000 103 |
| Sussex Co. NJ 34 0000 037 | Ulster Co. NY 36 0000 111 | Union Co. NJ 34 0000 039 |
| Warren Co. NJ 34 0000 041 | Westchester Co. NY 36 0000 119 | |

Locality Area: New York-Newark-Bridgeport, NY-NJ-CT-PA



Special Pay Tables

Report run on: December 29, 2008 2:50 PM

Page 106 of 182

PPS: NYLEO

OPM: LEO ADMINISTRATIVE

Path: ZA

Effective:

04-JAN-09

Prev. Yr Rate .2636

Curr. Yr Rate: .2796

Loc. Diff: 1.01266

Gen. Inc.: 2.9

Issued: 18-DEC-08

Band	I	II	III	IV	V
GS Range	1-6	7-10	11-12	13-14	15-15
Interval					
01	22,444 - 37,595	48,549 - 61,165	63,397 - 79,121	90,359 - 111,895	125,600 - 137,867
02	37,596 - 48,958	61,166 - 70,628	79,122 - 90,915	111,896 - 128,047	137,868 - 147,067
03	48,959 - 56,534	70,629 - 76,936	90,916 - 98,777	128,048 - 138,815	147,068 - 153,200
04	56,535 - 58,230	76,937 - 79,244	98,778 - 101,740	138,816 - 142,979	153,200 - 153,200
05	58,231 - 59,977	79,245 - 81,621	101,741 - 104,792	142,980 - 147,268	153,200 - 153,200

Series:

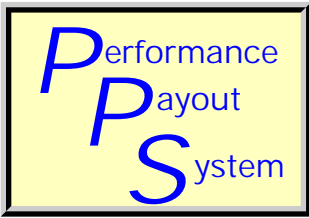
1811

Titles:

Cities:

Counties

Locality Area: New York-Newark-Bridgeport, NY-NJ-CT-PA



Special Pay Tables

Report run on: December 29, 2008 2:50 PM

Page 107 of 182

PPS: OCO015902

OPM: 0159 ADMINISTRATIVE

Path: ZA

Effective:

04-JAN-09

Prev. Yr Rate 0

Curr. Yr Rate: 0

Loc. Diff: 0

Gen. Inc.: 2.9

Issued: 18-DEC-08

Band	I	II	III	IV	V
GS Range	1-6	7-10	11-12	13-14	15-15
Interval					
01	21,944 - 29,596	33,477 - 44,653	49,544 - 61,833	70,615 - 87,445	98,156 - 111,244
02	29,597 - 35,335	44,654 - 53,034	61,834 - 71,050	87,446 - 100,068	111,245 - 121,060
03	35,336 - 39,161	53,035 - 58,622	71,051 - 77,194	100,069 - 108,483	121,061 - 127,604
04	39,162 - 40,336	58,623 - 60,381	77,195 - 79,510	108,484 - 111,737	127,605 - 131,432
05	40,337 - 41,546	60,382 - 62,192	79,511 - 81,895	111,738 - 115,089	131,433 - 135,375

Series:

1001

1101

2001

2101

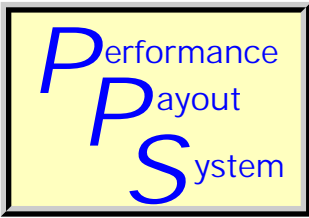
Titles:

Cities:

JUNEAU AK 02 1130 110

Counties

Locality Area: OUT OF US



Special Pay Tables

Report run on: December 29, 2008 2:50 PM

Page 108 of 182

PPS: OCO015903 OPM: 0159 CLERICAL AND SUPPORT Path: ZS Effective: 04-JAN-09

Prev. Yr Rate 0 Curr. Yr Rate: 0 Loc. Diff: 0 Gen. Inc.: 2.9 Issued: 18-DEC-08

Band	I	II	III	IV	V
GS Range	1-2	3-4	5-6	7-8	9-10
Interval					
01	21,944 - 25,481	25,102 - 28,975	28,828 - 33,420	33,477 - 40,020	40,949 - 48,804
02	25,482 - 28,134	28,976 - 31,880	33,421 - 36,865	40,021 - 44,927	48,805 - 54,695
03	28,135 - 29,903	31,881 - 33,816	36,866 - 39,161	44,928 - 48,199	54,696 - 58,622
04	29,904 - 30,800	33,817 - 34,830	39,162 - 40,336	48,200 - 49,645	58,623 - 60,381
05	30,801 - 31,724	34,831 - 35,875	40,337 - 41,546	49,646 - 51,134	60,382 - 62,192

Series:

- | | |
|------|------|
| 0203 | 0303 |
| 0309 | 0318 |
| 0322 | 0326 |
| 0335 | 0350 |
| 0351 | 0356 |
| 0361 | 0503 |
| 0525 | 0544 |
| 0561 | 0963 |
| 1001 | 1087 |
| 1101 | 1106 |
| 1411 | 1421 |
| 1802 | 2005 |

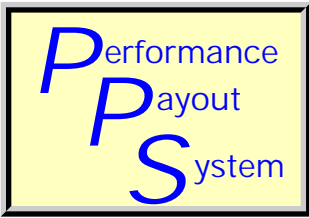
Titles:

Cities:

JUNEAU AK 02 1130 110

Counties

Locality Area: OUT OF US



Special Pay Tables

Report run on: December 29, 2008 2:50 PM

Page 109 of 182

PPS: OCO015904 OPM: 0159 SCIENTIFIC & TECHNICAL Path: ZT Effective: 04-JAN-09

Prev. Yr Rate 0 Curr. Yr Rate: 0 Loc. Diff: 0 Gen. Inc.: 2.9 Issued: 18-DEC-08

Band	I	II	III	IV	V
GS Range	1-4	5-8	9-10	11-12	13-13
Interval					
01	21,944 - 27,220	28,828 - 37,437	40,949 - 48,804	49,544 - 61,833	70,615 - 80,031
02	27,221 - 31,178	37,438 - 43,894	48,805 - 54,695	61,834 - 71,050	80,032 - 87,093
03	31,179 - 33,816	43,895 - 48,199	54,696 - 58,622	71,051 - 77,194	87,094 - 91,801
04	33,817 - 34,830	48,200 - 49,645	58,623 - 60,381	77,195 - 79,510	91,802 - 94,555
05	34,831 - 35,875	49,646 - 51,134	60,382 - 62,192	79,511 - 81,895	94,556 - 97,392

Series:

0332

1531

Titles:

Cities:

JUNEAU AK 02 1130 110

Counties

Locality Area: OUT OF US



Special Pay Tables

Report run on: December 29, 2008 2:50 PM

Page 110 of 182

PPS: OCO305A01

OPM: 305A PROFESSIONAL

Path: ZP

Effective:

04-JAN-09

Prev. Yr Rate 0

Curr. Yr Rate: 0

Loc. Diff: 0

Gen. Inc.: 2.9

Issued: 18-DEC-08

Band	I	II	III	IV	V
GS Range	1-6	7-10	11-12	13-14	15-15
Interval					
01	0 - 0	37,941 - 49,137	52,846 - 64,547	70,615 - 87,445	98,156 - 111,244
02	31,531 - 34,729	49,138 - 57,533	64,548 - 73,323	87,446 - 100,068	111,245 - 121,060
03	34,730 - 39,640	57,534 - 63,131	73,324 - 79,173	100,069 - 108,483	121,061 - 127,604
04	39,641 - 40,829	63,132 - 65,025	79,174 - 81,548	108,484 - 111,737	127,605 - 131,432
05	40,830 - 42,054	65,026 - 66,976	81,549 - 83,994	111,738 - 115,089	131,433 - 135,375

Series:

0690

Titles:

Cities:

Counties

ALASKA AK 02 0000 000

Locality Area: OUT OF US



Special Pay Tables

Report run on: December 29, 2008 2:50 PM

Page 111 of 182

PPS: OCO305F01

OPM: 305F PROFESSIONAL

Path: ZP

Effective:

04-JAN-09

Prev. Yr Rate 0

Curr. Yr Rate: 0

Loc. Diff: 0

Gen. Inc.: 2.9

Issued: 18-DEC-08

Band	I	II	III	IV	V
GS Range	1-6	7-10	11-12	13-14	15-15
Interval					
01	0 - 0	37,941 - 49,137	52,846 - 64,547	70,615 - 87,445	98,156 - 111,244
02	31,531 - 34,729	49,138 - 57,533	64,548 - 73,323	87,446 - 100,068	111,245 - 121,060
03	34,730 - 39,640	57,534 - 63,131	73,324 - 79,173	100,069 - 108,483	121,061 - 127,604
04	39,641 - 40,829	63,132 - 65,025	79,174 - 81,548	108,484 - 111,737	127,605 - 131,432
05	40,830 - 42,054	65,026 - 66,976	81,549 - 83,994	111,738 - 115,089	131,433 - 135,375

Series:

0690

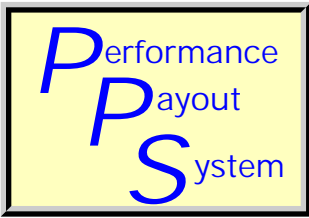
Titles:

Cities:

FOREIGN AREAS FA FA00 FA0

Counties

Locality Area: OUT OF US



Special Pay Tables

Report run on: December 29, 2008 2:50 PM

Page 112 of 182

PPS: OCO305G01 OPM: 305G PROFESSIONAL Path: ZP Effective: 04-JAN-09

Prev. Yr Rate 0 Curr. Yr Rate: 0 Loc. Diff: 0 Gen. Inc.: 2.9 Issued: 18-DEC-08

Band	I	II	III	IV	V
GS Range	1-6	7-10	11-12	13-14	15-15
Interval					
01	0 - 0	37,941 - 49,137	52,846 - 64,547	70,615 - 87,445	98,156 - 111,244
02	31,531 - 34,729	49,138 - 57,533	64,548 - 73,323	87,446 - 100,068	111,245 - 121,060
03	34,730 - 39,640	57,534 - 63,131	73,324 - 79,173	100,069 - 108,483	121,061 - 127,604
04	39,641 - 40,829	63,132 - 65,025	79,174 - 81,548	108,484 - 111,737	127,605 - 131,432
05	40,830 - 42,054	65,026 - 66,976	81,549 - 83,994	111,738 - 115,089	131,433 - 135,375

Series:

0690

Titles:

Cities:

Counties

GUAM GQ 0000 000

Locality Area: OUT OF US



Special Pay Tables

Report run on: December 29, 2008 2:50 PM

Page 113 of 182

PPS: OCO305H01

OPM: 305H PROFESSIONAL

Path: ZP

Effective:

04-JAN-09

Prev. Yr Rate 0

Curr. Yr Rate: 0

Loc. Diff: 0

Gen. Inc.: 2.9

Issued: 18-DEC-08

Band	I	II	III	IV	V
GS Range	1-6	7-10	11-12	13-14	15-15
Interval					
01	0 - 0	37,941 - 49,137	52,846 - 64,547	70,615 - 87,445	98,156 - 111,244
02	31,531 - 34,729	49,138 - 57,533	64,548 - 73,323	87,446 - 100,068	111,245 - 121,060
03	34,730 - 39,640	57,534 - 63,131	73,324 - 79,173	100,069 - 108,483	121,061 - 127,604
04	39,641 - 40,829	63,132 - 65,025	79,174 - 81,548	108,484 - 111,737	127,605 - 131,432
05	40,830 - 42,054	65,026 - 66,976	81,549 - 83,994	111,738 - 115,089	131,433 - 135,375

Series:

0690

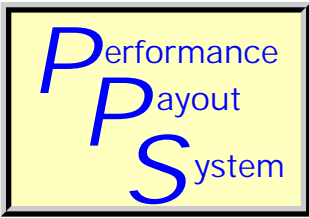
Titles:

Cities:

Counties

HAWAII 15 0000 000

Locality Area: OUT OF US



Special Pay Tables

Report run on: December 29, 2008 2:50 PM

Page 114 of 182

PPS: OCO305P01

OPM: 305P PROFESSIONAL

Path: ZP

Effective:

04-JAN-09

Prev. Yr Rate 0

Curr. Yr Rate: 0

Loc. Diff: 0

Gen. Inc.: 2.9

Issued: 18-DEC-08

Band	I	II	III	IV	V
GS Range	1-6	7-10	11-12	13-14	15-15
Interval					
01	0 - 0	37,941 - 49,137	52,846 - 64,547	70,615 - 87,445	98,156 - 111,244
02	31,531 - 34,729	49,138 - 57,533	64,548 - 73,323	87,446 - 100,068	111,245 - 121,060
03	34,730 - 39,640	57,534 - 63,131	73,324 - 79,173	100,069 - 108,483	121,061 - 127,604
04	39,641 - 40,829	63,132 - 65,025	79,174 - 81,548	108,484 - 111,737	127,605 - 131,432
05	40,830 - 42,054	65,026 - 66,976	81,549 - 83,994	111,738 - 115,089	131,433 - 135,375

Series:

0690

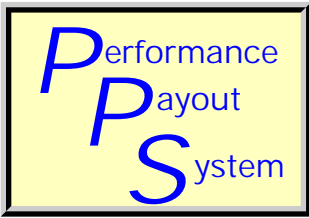
Titles:

Cities:

Counties

PUERTO RICO RQ 0000 000

Locality Area: OUT OF US



Special Pay Tables

Report run on: December 29, 2008 2:50 PM

Page 115 of 182

PPS: OCO414A01 OPM: 414A PROFESSIONAL Path: ZP Effective: 04-JAN-09

Prev. Yr Rate 0 Curr. Yr Rate: 0 Loc. Diff: 0 Gen. Inc.: 2.9 Issued: 18-DEC-08

Band	I	II	III	IV	V
GS Range	1-6	7-10	11-12	13-14	15-15
Interval					
01	0 - 0	43,521 - 53,298	56,148 - 66,381	70,615 - 87,445	98,156 - 111,244
02	35,135 - 37,532	53,299 - 60,631	66,382 - 74,056	87,446 - 100,068	111,245 - 121,060
03	37,533 - 43,244	60,632 - 65,519	74,057 - 79,173	100,069 - 108,483	121,061 - 127,604
04	43,245 - 44,541	65,520 - 67,485	79,174 - 81,548	108,484 - 111,737	127,605 - 131,432
05	44,542 - 45,877	67,486 - 69,510	81,549 - 83,994	111,738 - 115,089	131,433 - 135,375

Series:

0801	0808
0810	0819
0830	0861
0871	0896

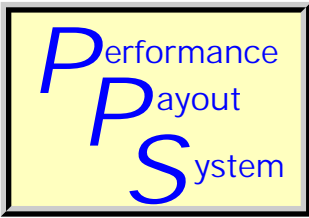
Titles:

Cities:

Counties

ALASKA AK 02 0000 000

Locality Area: OUT OF US



Special Pay Tables

Report run on: December 29, 2008 2:50 PM

Page 116 of 182

PPS: OCO414F01

OPM: 414F PROFESSIONAL

Path: ZP

Effective:

04-JAN-09

Prev. Yr Rate 0

Curr. Yr Rate: 0

Loc. Diff: 0

Gen. Inc.: 2.9

Issued: 18-DEC-08

Band	I	II	III	IV	V
GS Range	1-6	7-10	11-12	13-14	15-15
Interval					
01	0 - 0	43,521 - 53,298	56,148 - 66,381	70,615 - 87,445	98,156 - 111,244
02	35,135 - 37,532	53,299 - 60,631	66,382 - 74,056	87,446 - 100,068	111,245 - 121,060
03	37,533 - 43,244	60,632 - 65,519	74,057 - 79,173	100,069 - 108,483	121,061 - 127,604
04	43,245 - 44,541	65,520 - 67,485	79,174 - 81,548	108,484 - 111,737	127,605 - 131,432
05	44,542 - 45,877	67,486 - 69,510	81,549 - 83,994	111,738 - 115,089	131,433 - 135,375

Series:

0801	0808
0810	0819
0830	0861
0871	0896

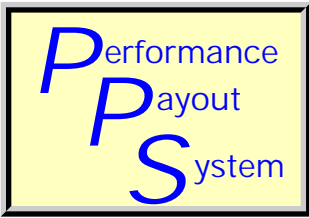
Titles:

Cities:

FOREIGN AREAS FA FA00 FA0

Counties

Locality Area: OUT OF US



Special Pay Tables

Report run on: December 29, 2008 2:50 PM

Page 117 of 182

PPS: OCO414G01

OPM: 414G PROFESSIONAL

Path: ZP

Effective:

04-JAN-09

Prev. Yr Rate 0

Curr. Yr Rate: 0

Loc. Diff: 0

Gen. Inc.: 2.9

Issued: 18-DEC-08

Band	I	II	III	IV	V
GS Range	1-6	7-10	11-12	13-14	15-15
Interval					
01	0 - 0	43,521 - 53,298	56,148 - 66,381	70,615 - 87,445	98,156 - 111,244
02	35,135 - 37,532	53,299 - 60,631	66,382 - 74,056	87,446 - 100,068	111,245 - 121,060
03	37,533 - 43,244	60,632 - 65,519	74,057 - 79,173	100,069 - 108,483	121,061 - 127,604
04	43,245 - 44,541	65,520 - 67,485	79,174 - 81,548	108,484 - 111,737	127,605 - 131,432
05	44,542 - 45,877	67,486 - 69,510	81,549 - 83,994	111,738 - 115,089	131,433 - 135,375

Series:

- 0801
- 0810
- 0830
- 0871
- 0808
- 0819
- 0861
- 0896

Titles:

Cities:

Counties

GUAM GQ 0000 000

Locality Area: OUT OF US



Special Pay Tables

Report run on: December 29, 2008 2:50 PM

Page 118 of 182

PPS: OCO414H01

OPM: 414H PROFESSIONAL

Path: ZP

Effective:

04-JAN-09

Prev. Yr Rate 0

Curr. Yr Rate: 0

Loc. Diff: 0

Gen. Inc.: 2.9

Issued: 18-DEC-08

Band	I	II	III	IV	V
GS Range	1-6	7-10	11-12	13-14	15-15
Interval					
01	0 - 0	43,521 - 53,298	56,148 - 66,381	70,615 - 87,445	98,156 - 111,244
02	35,135 - 37,532	53,299 - 60,631	66,382 - 74,056	87,446 - 100,068	111,245 - 121,060
03	37,533 - 43,244	60,632 - 65,519	74,057 - 79,173	100,069 - 108,483	121,061 - 127,604
04	43,245 - 44,541	65,520 - 67,485	79,174 - 81,548	108,484 - 111,737	127,605 - 131,432
05	44,542 - 45,877	67,486 - 69,510	81,549 - 83,994	111,738 - 115,089	131,433 - 135,375

Series:

0801	0808
0810	0819
0830	0861
0871	0896

Titles:

Cities:

Counties

HAWAII 15 0000 000

Locality Area: OUT OF US



Special Pay Tables

Report run on: December 29, 2008 2:50 PM

Page 119 of 182

PPS: OCO414N01

OPM: 414N PROFESSIONAL

Path: ZP

Effective:

04-JAN-09

Prev. Yr Rate 0

Curr. Yr Rate: 0

Loc. Diff: 0

Gen. Inc.: 2.9

Issued: 18-DEC-08

Band	I	II	III	IV	V
GS Range	1-6	7-10	11-12	13-14	15-15
Interval					
01	0 - 0	43,521 - 53,298	56,148 - 66,381	70,615 - 87,445	98,156 - 111,244
02	35,135 - 37,532	53,299 - 60,631	66,382 - 74,056	87,446 - 100,068	111,245 - 121,060
03	37,533 - 43,244	60,632 - 65,519	74,057 - 79,173	100,069 - 108,483	121,061 - 127,604
04	43,245 - 44,541	65,520 - 67,485	79,174 - 81,548	108,484 - 111,737	127,605 - 131,432
05	44,542 - 45,877	67,486 - 69,510	81,549 - 83,994	111,738 - 115,089	131,433 - 135,375

Series:

- 0801
- 0810
- 0830
- 0871
- 0808
- 0819
- 0861
- 0896

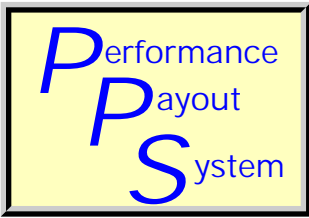
Titles:

Cities:

Counties

NORTHERN MARIANA IS CQ 0000 000

Locality Area: OUT OF US



Special Pay Tables

Report run on: December 29, 2008 2:50 PM

Page 120 of 182

PPS: OCO414P01 OPM: 414P PROFESSIONAL Path: ZP Effective: 04-JAN-09

Prev. Yr Rate 0 Curr. Yr Rate: 0 Loc. Diff: 0 Gen. Inc.: 2.9 Issued: 18-DEC-08

Band	I	II	III	IV	V
GS Range	1-6	7-10	11-12	13-14	15-15
Interval					
01	0 - 0	43,521 - 53,298	56,148 - 66,381	70,615 - 87,445	98,156 - 111,244
02	35,135 - 37,532	53,299 - 60,631	66,382 - 74,056	87,446 - 100,068	111,245 - 121,060
03	37,533 - 43,244	60,632 - 65,519	74,057 - 79,173	100,069 - 108,483	121,061 - 127,604
04	43,245 - 44,541	65,520 - 67,485	79,174 - 81,548	108,484 - 111,737	127,605 - 131,432
05	44,542 - 45,877	67,486 - 69,510	81,549 - 83,994	111,738 - 115,089	131,433 - 135,375

Series:

0801	0808
0810	0819
0830	0861
0871	0896

Titles:

Cities:

Counties

PUERTO RICO RQ 0000 000

Locality Area: OUT OF US



Special Pay Tables

Report run on: December 29, 2008 2:50 PM

Page 121 of 182

PPS: OCO422A01

OPM: 422A PROFESSIONAL

Path: ZP

Effective:

04-JAN-09

Prev. Yr Rate 0

Curr. Yr Rate: 0

Loc. Diff: 0

Gen. Inc.: 2.9

Issued: 18-DEC-08

Band	I	II	III	IV	V
GS Range	1-6	7-10	11-12	13-14	15-15
Interval					
01	0 - 0	43,521 - 53,298	57,799 - 69,058	70,615 - 87,445	98,156 - 111,244
02	35,135 - 37,532	53,299 - 60,631	69,059 - 77,502	87,446 - 100,068	111,245 - 121,060
03	37,533 - 43,244	60,632 - 65,519	77,503 - 83,131	100,069 - 108,483	121,061 - 127,604
04	43,245 - 44,541	65,520 - 67,485	83,132 - 85,625	108,484 - 111,737	127,605 - 131,432
05	44,542 - 45,877	67,486 - 69,510	85,626 - 88,194	111,738 - 115,089	131,433 - 135,375

Series:

0850

0855

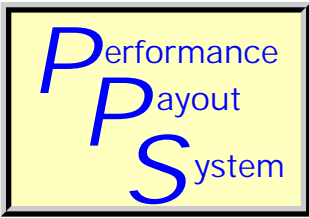
Titles:

Cities:

Counties

ALASKA AK 02 0000 000

Locality Area: OUT OF US



Special Pay Tables

Report run on: December 29, 2008 2:50 PM

Page 122 of 182

PPS: OCO422F01

OPM: 422F PROFESSIONAL

Path: ZP

Effective:

04-JAN-09

Prev. Yr Rate 0

Curr. Yr Rate: 0

Loc. Diff: 0

Gen. Inc.: 2.9

Issued: 18-DEC-08

Band	I	II	III	IV	V
GS Range	1-6	7-10	11-12	13-14	15-15
Interval					
01	0 - 0	43,521 - 53,298	57,799 - 69,058	70,615 - 87,445	98,156 - 111,244
02	35,135 - 37,532	53,299 - 60,631	69,059 - 77,502	87,446 - 100,068	111,245 - 121,060
03	37,533 - 43,244	60,632 - 65,519	77,503 - 83,131	100,069 - 108,483	121,061 - 127,604
04	43,245 - 44,541	65,520 - 67,485	83,132 - 85,625	108,484 - 111,737	127,605 - 131,432
05	44,542 - 45,877	67,486 - 69,510	85,626 - 88,194	111,738 - 115,089	131,433 - 135,375

Series:

0850

0855

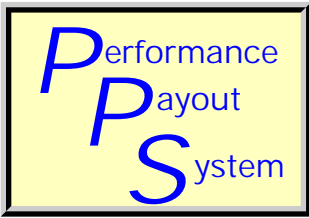
Titles:

Cities:

FOREIGN AREAS FA FA00 FA0

Counties

Locality Area: OUT OF US



Special Pay Tables

Report run on: December 29, 2008 2:50 PM

Page 123 of 182

PPS: OCO422G01

OPM: 422G PROFESSIONAL

Path: ZP

Effective:

04-JAN-09

Prev. Yr Rate 0

Curr. Yr Rate: 0

Loc. Diff: 0

Gen. Inc.: 2.9

Issued: 18-DEC-08

Band	I	II	III	IV	V
GS Range	1-6	7-10	11-12	13-14	15-15
Interval					
01	0 - 0	43,521 - 53,298	57,799 - 69,058	70,615 - 87,445	98,156 - 111,244
02	35,135 - 37,532	53,299 - 60,631	69,059 - 77,502	87,446 - 100,068	111,245 - 121,060
03	37,533 - 43,244	60,632 - 65,519	77,503 - 83,131	100,069 - 108,483	121,061 - 127,604
04	43,245 - 44,541	65,520 - 67,485	83,132 - 85,625	108,484 - 111,737	127,605 - 131,432
05	44,542 - 45,877	67,486 - 69,510	85,626 - 88,194	111,738 - 115,089	131,433 - 135,375

Series:

0850

0855

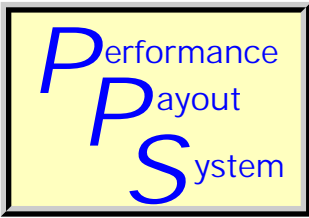
Titles:

Cities:

Counties

GUAM GQ 0000 000

Locality Area: OUT OF US



Special Pay Tables

Report run on: December 29, 2008 2:50 PM

Page 124 of 182

PPS: OCO422H01

OPM: 422H PROFESSIONAL

Path: ZP

Effective:

04-JAN-09

Prev. Yr Rate 0

Curr. Yr Rate: 0

Loc. Diff: 0

Gen. Inc.: 2.9

Issued: 18-DEC-08

Band	I	II	III	IV	V
GS Range	1-6	7-10	11-12	13-14	15-15
Interval					
01	0 - 0	43,521 - 53,298	57,799 - 69,058	70,615 - 87,445	98,156 - 111,244
02	35,135 - 37,532	53,299 - 60,631	69,059 - 77,502	87,446 - 100,068	111,245 - 121,060
03	37,533 - 43,244	60,632 - 65,519	77,503 - 83,131	100,069 - 108,483	121,061 - 127,604
04	43,245 - 44,541	65,520 - 67,485	83,132 - 85,625	108,484 - 111,737	127,605 - 131,432
05	44,542 - 45,877	67,486 - 69,510	85,626 - 88,194	111,738 - 115,089	131,433 - 135,375

Series:

0850

0855

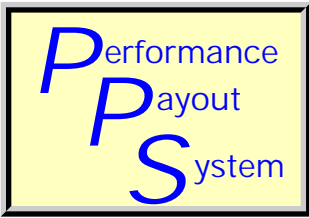
Titles:

Cities:

Counties

HAWAII 15 0000 000

Locality Area: OUT OF US



Special Pay Tables

Report run on: December 29, 2008 2:50 PM

Page 125 of 182

PPS: OCO422P01

OPM: 422P PROFESSIONAL

Path: ZP

Effective:

04-JAN-09

Prev. Yr Rate 0

Curr. Yr Rate: 0

Loc. Diff: 0

Gen. Inc.: 2.9

Issued: 18-DEC-08

Band	I	II	III	IV	V
GS Range	1-6	7-10	11-12	13-14	15-15
Interval					
01	0 - 0	43,521 - 53,298	57,799 - 69,058	70,615 - 87,445	98,156 - 111,244
02	35,135 - 37,532	53,299 - 60,631	69,059 - 77,502	87,446 - 100,068	111,245 - 121,060
03	37,533 - 43,244	60,632 - 65,519	77,503 - 83,131	100,069 - 108,483	121,061 - 127,604
04	43,245 - 44,541	65,520 - 67,485	83,132 - 85,625	108,484 - 111,737	127,605 - 131,432
05	44,542 - 45,877	67,486 - 69,510	85,626 - 88,194	111,738 - 115,089	131,433 - 135,375

Series:

0850

0855

Titles:

Cities:

Counties

PUERTO RICO RQ 0000 000

Locality Area: OUT OF US



Special Pay Tables

Report run on: December 29, 2008 2:50 PM

Page 126 of 182

PPS: OCO422S01

OPM: 422S PROFESSIONAL

Path: ZP

Effective:

04-JAN-09

Prev. Yr Rate 0

Curr. Yr Rate: 0

Loc. Diff: 0

Gen. Inc.: 2.9

Issued: 18-DEC-08

Band	I	II	III	IV	V
GS Range	1-6	7-10	11-12	13-14	15-15
Interval					
01	0 - 0	43,521 - 53,298	57,799 - 69,058	70,615 - 87,445	98,156 - 111,244
02	35,135 - 37,532	53,299 - 60,631	69,059 - 77,502	87,446 - 100,068	111,245 - 121,060
03	37,533 - 43,244	60,632 - 65,519	77,503 - 83,131	100,069 - 108,483	121,061 - 127,604
04	43,245 - 44,541	65,520 - 67,485	83,132 - 85,625	108,484 - 111,737	127,605 - 131,432
05	44,542 - 45,877	67,486 - 69,510	85,626 - 88,194	111,738 - 115,089	131,433 - 135,375

Series:

0850

0855

Titles:

Cities:

Counties

AMERICAN SAMOA AQ 0000 000

Locality Area: OUT OF US



Special Pay Tables

Report run on: December 29, 2008 2:50 PM

Page 127 of 182

PPS: OCO99AA01 OPM: 99AA PROFESSIONAL Path: ZP Effective: 04-JAN-09

Prev. Yr Rate 0 Curr. Yr Rate: 0 Loc. Diff: 0 Gen. Inc.: 2.9 Issued: 18-DEC-08

Band	I	II	III	IV	V
GS Range	1-6	7-10	11-12	13-14	15-15
Interval					
01	0 - 0	43,520 - 54,935	57,966 - 69,942	70,615 - 87,445	98,156 - 111,244
02	35,134 - 39,424	54,936 - 63,496	69,943 - 78,925	87,446 - 100,068	111,245 - 121,060
03	39,425 - 45,676	63,497 - 69,204	78,926 - 84,913	100,069 - 108,483	121,061 - 127,604
04	45,677 - 47,046	69,205 - 71,280	84,914 - 87,460	108,484 - 111,737	127,605 - 131,432
05	47,047 - 48,457	71,281 - 73,418	87,461 - 90,084	111,738 - 115,089	131,433 - 135,375

Series:

0854 1550
2210

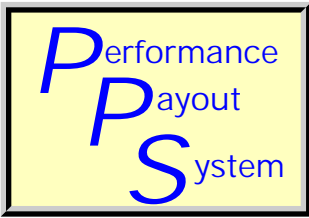
Titles:

Cities:

Counties

ALASKA AK 02 0000 000

Locality Area: OUT OF US



Special Pay Tables

Report run on: December 29, 2008 2:50 PM

Page 128 of 182

PPS: OCO99AF01

OPM: 99AF PROFESSIONAL

Path: ZP

Effective:

04-JAN-09

Prev. Yr Rate 0

Curr. Yr Rate: 0

Loc. Diff: 0

Gen. Inc.: 2.9

Issued: 18-DEC-08

Band	I	II	III	IV	V
GS Range	1-6	7-10	11-12	13-14	15-15
Interval					
01	0 - 0	43,520 - 54,935	57,966 - 69,942	70,615 - 87,445	98,156 - 111,244
02	35,134 - 39,424	54,936 - 63,496	69,943 - 78,925	87,446 - 100,068	111,245 - 121,060
03	39,425 - 45,676	63,497 - 69,204	78,926 - 84,913	100,069 - 108,483	121,061 - 127,604
04	45,677 - 47,046	69,205 - 71,280	84,914 - 87,460	108,484 - 111,737	127,605 - 131,432
05	47,047 - 48,457	71,281 - 73,418	87,461 - 90,084	111,738 - 115,089	131,433 - 135,375

Series:

0854

1550

2210

Titles:

Cities:

FOREIGN AREAS FA FA00 FA0

Counties

Locality Area: OUT OF US



Special Pay Tables

Report run on: December 29, 2008 2:50 PM

Page 129 of 182

PPS: OCO99AG01 OPM: 99AG PROFESSIONAL Path: ZP Effective: 04-JAN-09

Prev. Yr Rate 0 Curr. Yr Rate: 0 Loc. Diff: 0 Gen. Inc.: 2.9 Issued: 18-DEC-08

Band	I	II	III	IV	V
GS Range	1-6	7-10	11-12	13-14	15-15
Interval					
01	0 - 0	43,520 - 54,935	57,966 - 69,942	70,615 - 87,445	98,156 - 111,244
02	35,134 - 39,424	54,936 - 63,496	69,943 - 78,925	87,446 - 100,068	111,245 - 121,060
03	39,425 - 45,676	63,497 - 69,204	78,926 - 84,913	100,069 - 108,483	121,061 - 127,604
04	45,677 - 47,046	69,205 - 71,280	84,914 - 87,460	108,484 - 111,737	127,605 - 131,432
05	47,047 - 48,457	71,281 - 73,418	87,461 - 90,084	111,738 - 115,089	131,433 - 135,375

Series:

0854 1550
2210

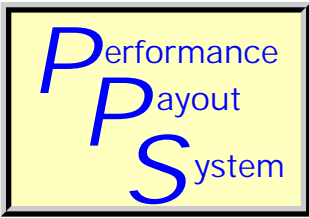
Titles:

Cities:

Counties

GUAM GQ 0000 000

Locality Area: OUT OF US



Special Pay Tables

Report run on: December 29, 2008 2:50 PM

Page 130 of 182

PPS: OCO99AH01 OPM: 99AH PROFESSIONAL Path: ZP Effective: 04-JAN-09

Prev. Yr Rate 0 Curr. Yr Rate: 0 Loc. Diff: 0 Gen. Inc.: 2.9 Issued: 18-DEC-08

Band	I	II	III	IV	V
GS Range	1-6	7-10	11-12	13-14	15-15
Interval					
01	0 - 0	43,520 - 54,935	57,966 - 69,942	70,615 - 87,445	98,156 - 111,244
02	35,134 - 39,424	54,936 - 63,496	69,943 - 78,925	87,446 - 100,068	111,245 - 121,060
03	39,425 - 45,676	63,497 - 69,204	78,926 - 84,913	100,069 - 108,483	121,061 - 127,604
04	45,677 - 47,046	69,205 - 71,280	84,914 - 87,460	108,484 - 111,737	127,605 - 131,432
05	47,047 - 48,457	71,281 - 73,418	87,461 - 90,084	111,738 - 115,089	131,433 - 135,375

Series:

0854 1550
2210

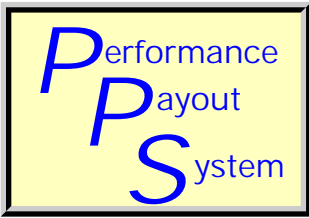
Titles:

Cities:

Counties

HAWAII 15 0000 000

Locality Area: OUT OF US



Special Pay Tables

Report run on: December 29, 2008 2:50 PM

Page 131 of 182

PPS: OCO99AP01 OPM: 99AP PROFESSIONAL Path: ZP Effective: 04-JAN-09

Prev. Yr Rate 0 Curr. Yr Rate: 0 Loc. Diff: 0 Gen. Inc.: 2.9 Issued: 18-DEC-08

Band	I	II	III	IV	V
GS Range	1-6	7-10	11-12	13-14	15-15
Interval					
01	0 - 0	43,520 - 54,935	57,966 - 69,942	70,615 - 87,445	98,156 - 111,244
02	35,134 - 39,424	54,936 - 63,496	69,943 - 78,925	87,446 - 100,068	111,245 - 121,060
03	39,425 - 45,676	63,497 - 69,204	78,926 - 84,913	100,069 - 108,483	121,061 - 127,604
04	45,677 - 47,046	69,205 - 71,280	84,914 - 87,460	108,484 - 111,737	127,605 - 131,432
05	47,047 - 48,457	71,281 - 73,418	87,461 - 90,084	111,738 - 115,089	131,433 - 135,375

Series:

0854
2210

1550

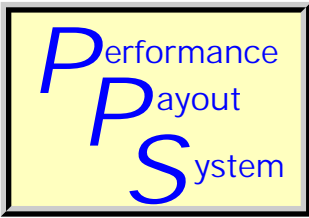
Titles:

Cities:

Counties

PUERTO RICO RQ 0000 000

Locality Area: OUT OF US



Special Pay Tables

Report run on: December 29, 2008 2:50 PM

Page 132 of 182

PPS: OCO99AV01 OPM: 99AV PROFESSIONAL Path: ZP Effective: 04-JAN-09

Prev. Yr Rate 0 Curr. Yr Rate: 0 Loc. Diff: 0 Gen. Inc.: 2.9 Issued: 18-DEC-08

Band	I	II	III	IV	V
GS Range	1-6	7-10	11-12	13-14	15-15
Interval					
01	0 - 0	43,520 - 54,935	57,966 - 69,942	70,615 - 87,445	98,156 - 111,244
02	35,134 - 39,424	54,936 - 63,496	69,943 - 78,925	87,446 - 100,068	111,245 - 121,060
03	39,425 - 45,676	63,497 - 69,204	78,926 - 84,913	100,069 - 108,483	121,061 - 127,604
04	45,677 - 47,046	69,205 - 71,280	84,914 - 87,460	108,484 - 111,737	127,605 - 131,432
05	47,047 - 48,457	71,281 - 73,418	87,461 - 90,084	111,738 - 115,089	131,433 - 135,375

Series:

0854 1550
2210

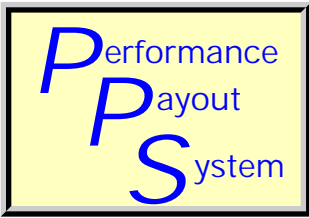
Titles:

Cities:

Counties

VIRGIN ISLANDS VQ 0000 000

Locality Area: OUT OF US



Special Pay Tables

Report run on: December 29, 2008 2:50 PM

Page 133 of 182

PPS: OCOLEO

OPM: LEO ADMINISTRATIVE

Path: ZA

Effective:

04-JAN-09

Prev. Yr Rate 0

Curr. Yr Rate: 0

Loc. Diff: 0

Gen. Inc.: 2.9

Issued: 18-DEC-08

Band	I	II	III	IV	V
GS Range	1-6	7-10	11-12	13-14	15-15
Interval					
01	17,540 - 29,380	37,941 - 47,801	49,544 - 61,833	70,615 - 87,445	98,156 - 111,244
02	29,381 - 38,261	47,802 - 55,195	61,834 - 71,050	87,446 - 100,068	111,245 - 121,060
03	38,262 - 44,181	55,196 - 60,125	71,051 - 77,194	100,069 - 108,483	121,061 - 127,604
04	44,182 - 45,506	60,126 - 61,929	77,195 - 79,510	108,484 - 111,737	127,605 - 131,432
05	45,507 - 46,871	61,930 - 63,787	79,511 - 81,895	111,738 - 115,089	131,433 - 135,375

Series:

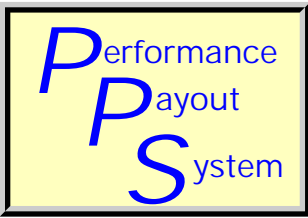
1811

Titles:

Cities:

Counties

Locality Area: OUT OF US



Special Pay Tables

Report run on: December 29, 2008 2:50 PM

Page 134 of 182

PPS: PHL041401 OPM: 0414 PROFESSIONAL Path: ZP Effective: 04-JAN-09

Prev. Yr Rate .2014 Curr. Yr Rate: .2125 Loc. Diff: 1.00924 Gen. Inc.: 2.9 Issued: 18-DEC-08

Band	I	II	III	IV	V
GS Range	1-6	7-10	11-12	13-14	15-15
Interval					
01	0 - 0	43,521 - 55,769	60,072 - 74,972	85,621 - 106,028	119,014 - 134,208
02	35,135 - 41,657	55,770 - 64,955	74,973 - 86,148	106,029 - 121,333	134,209 - 145,603
03	41,658 - 47,483	64,956 - 71,079	86,149 - 93,598	121,334 - 131,536	145,604 - 153,200
04	47,484 - 48,907	71,080 - 73,211	93,599 - 96,406	131,537 - 135,482	153,200 - 153,200
05	48,908 - 50,374	73,212 - 75,407	96,407 - 99,298	135,483 - 139,546	153,200 - 153,200

Series:

0801	0808
0810	0819
0830	0861
0871	0896

Titles:

Cities:

Counties

Atlantic Co. NJ 34 0000 001	Berks Co. PA 42 0000 011	Bucks Co. PA 42 0000 017
Burlington Co. NJ 34 0000 005	Camden Co. NJ 34 0000 007	Cape May Co. NJ 34 0000 009
Cecil Co. MD 24 0000 015	Chester Co. PA 42 0000 029	Cumberland Co. NJ 34 0000 011
Delaware Co. PA 42 0000 045	Gloucester Co. NJ 34 0000 015	Kent Co. DE 10 0000 001
Montgomery Co. PA 42 0000 091	New Castle Co. DE 10 0000 003	Philadelphia Co. PA 42 0000 101
Salem Co. NJ 34 0000 033		

Locality Area: Philadelphia-Camden-Vineland, PA-NJ-DE-MD



Special Pay Tables

Report run on: December 29, 2008 2:50 PM

Page 135 of 182

PPS: PHL042201 OPM: 0422 PROFESSIONAL Path: ZP Effective: 04-JAN-09

Prev. Yr Rate .2014 Curr. Yr Rate: .2125 Loc. Diff: 1.00924 Gen. Inc.: 2.9 Issued: 18-DEC-08

Band	I	II	III	IV	V
GS Range	1-6	7-10	11-12	13-14	15-15
Interval					
01	0 - 0	43,521 - 55,769	60,072 - 74,972	85,621 - 106,028	119,014 - 134,208
02	35,135 - 41,657	55,770 - 64,955	74,973 - 86,148	106,029 - 121,333	134,209 - 145,603
03	41,658 - 47,483	64,956 - 71,079	86,149 - 93,598	121,334 - 131,536	145,604 - 153,200
04	47,484 - 48,907	71,080 - 73,211	93,599 - 96,406	131,537 - 135,482	153,200 - 153,200
05	48,908 - 50,374	73,212 - 75,407	96,407 - 99,298	135,483 - 139,546	153,200 - 153,200

Series:

0850

0855

Titles:

Cities:

Counties

Atlantic Co. NJ 34 0000 001

Berks Co. PA 42 0000 011

Bucks Co. PA 42 0000 017

Burlington Co. NJ 34 0000 005

Camden Co. NJ 34 0000 007

Cape May Co. NJ 34 0000 009

Cecil Co. MD 24 0000 015

Chester Co. PA 42 0000 029

Cumberland Co. NJ 34 0000 011

Delaware Co. PA 42 0000 045

Gloucester Co. NJ 34 0000 015

Kent Co. DE 10 0000 001

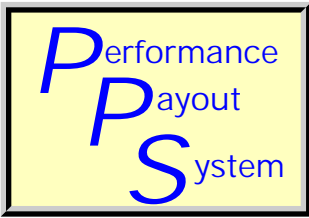
Montgomery Co. PA 42 0000 091

New Castle Co. DE 10 0000 003

Philadelphia Co. PA 42 0000 101

Salem Co. NJ 34 0000 033

Locality Area: Philadelphia-Camden-Vineland, PA-NJ-DE-MD



Special Pay Tables

Report run on: December 29, 2008 2:50 PM

Page 136 of 182

PPS: PHL983C03 OPM: 983C CLERICAL AND SUPPORT Path: ZS Effective: 04-JAN-09

Prev. Yr Rate .2014 Curr. Yr Rate: .2125 Loc. Diff: 1.00924 Gen. Inc.: 2.9 Issued: 18-DEC-08

Band	I	II	III	IV	V
GS Range	1-2	3-4	5-6	7-8	9-10
Interval					
01	21,267 - 25,187	33,094 - 37,505	37,026 - 44,415	45,863 - 53,756	52,005 - 60,678
02	25,188 - 28,128	37,506 - 40,813	44,416 - 49,957	53,757 - 59,676	60,679 - 67,183
03	28,129 - 30,088	40,814 - 43,019	49,958 - 53,651	59,677 - 63,623	67,184 - 71,519
04	30,089 - 30,991	43,020 - 44,310	53,652 - 55,261	63,624 - 65,532	71,520 - 73,665
05	30,992 - 31,921	44,311 - 45,639	55,262 - 56,919	65,533 - 67,498	73,666 - 75,875

Series:

0083

Titles:

Cities:

Counties

Atlantic Co. NJ 34 0000 001

Berks Co. PA 42 0000 011

Bucks Co. PA 42 0000 017

Burlington Co. NJ 34 0000 005

Camden Co. NJ 34 0000 007

Cape May Co. NJ 34 0000 009

Cecil Co. MD 24 0000 015

Chester Co. PA 42 0000 029

Cumberland Co. NJ 34 0000 011

Delaware Co. PA 42 0000 045

Gloucester Co. NJ 34 0000 015

Kent Co. DE 10 0000 001

Montgomery Co. PA 42 0000 091

New Castle Co. DE 10 0000 003

Philadelphia Co. PA 42 0000 101

Salem Co. NJ 34 0000 033

Locality Area: Philadelphia-Camden-Vineland, PA-NJ-DE-MD



Special Pay Tables

Report run on: December 29, 2008 2:50 PM

Page 137 of 182

PPS: PHL999C01 OPM: 999C PROFESSIONAL Path: ZP Effective: 04-JAN-09

Prev. Yr Rate .2014 Curr. Yr Rate: .2125 Loc. Diff: 1.00924 Gen. Inc.: 2.9 Issued: 18-DEC-08

Band	I	II	III	IV	V
GS Range	1-6	7-10	11-12	13-14	15-15
Interval					
01	0 - 0	45,194 - 56,698	60,072 - 74,972	85,621 - 106,028	119,014 - 134,208
02	37,836 - 42,984	56,699 - 65,327	74,973 - 86,148	106,029 - 121,333	134,209 - 145,603
03	42,985 - 49,189	65,328 - 71,079	86,149 - 93,598	121,334 - 131,536	145,604 - 153,200
04	49,190 - 50,665	71,080 - 73,211	93,599 - 96,406	131,537 - 135,482	153,200 - 153,200
05	50,666 - 52,185	73,212 - 75,407	96,407 - 99,298	135,483 - 139,546	153,200 - 153,200

Series:

0854 1550
2210

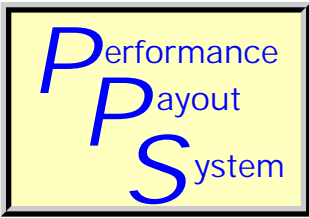
Titles:

Cities:

Counties

Atlantic Co. NJ 34 0000 001 Berks Co. PA 42 0000 011 Bucks Co. PA 42 0000 017
 Burlington Co. NJ 34 0000 005 Camden Co. NJ 34 0000 007 Cape May Co. NJ 34 0000 009
 Cecil Co. MD 24 0000 015 Chester Co. PA 42 0000 029 Cumberland Co. NJ 34 0000 011
 Delaware Co. PA 42 0000 045 Gloucester Co. NJ 34 0000 015 Kent Co. DE 10 0000 001
 Montgomery Co. PA 42 0000 091 New Castle Co. DE 10 0000 003 Philadelphia Co. PA 42 0000 101
 Salem Co. NJ 34 0000 033

Locality Area: Philadelphia-Camden-Vineland, PA-NJ-DE-MD



Special Pay Tables

Report run on: December 29, 2008 2:50 PM

Page 138 of 182

PPS: PHLLEO

OPM: LEO ADMINISTRATIVE

Path: ZA

Effective:

04-JAN-09

Prev. Yr Rate .2014

Curr. Yr Rate: .2125

Loc. Diff: 1.00924

Gen. Inc.: 2.9

Issued: 18-DEC-08

Band	I	II	III	IV	V
GS Range	1-6	7-10	11-12	13-14	15-15
Interval					
01	21,267 - 35,623	46,003 - 57,958	60,072 - 74,972	85,621 - 106,028	119,014 - 134,208
02	35,624 - 46,391	57,959 - 66,924	74,973 - 86,148	106,029 - 121,333	134,209 - 145,603
03	46,392 - 53,569	66,925 - 72,902	86,149 - 93,598	121,334 - 131,536	145,604 - 153,200
04	53,570 - 55,176	72,903 - 75,089	93,599 - 96,406	131,537 - 135,482	153,200 - 153,200
05	55,177 - 56,831	75,090 - 77,342	96,407 - 99,298	135,483 - 139,546	153,200 - 153,200

Series:

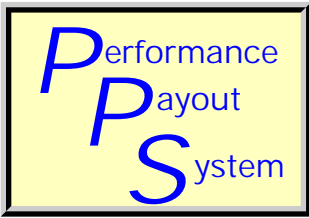
1811

Titles:

Cities:

Counties

Locality Area: Philadelphia-Camden-Vineland, PA-NJ-DE-MD



Special Pay Tables

Report run on: December 29, 2008 2:50 PM

Page 139 of 182

PPS: PIT030501 OPM: 0305 PROFESSIONAL Path: ZP Effective: 04-JAN-09

Prev. Yr Rate .1493 Curr. Yr Rate: .1586 Loc. Diff: 1.00809 Gen. Inc.: 2.9 Issued: 18-DEC-08

Band	I	II	III	IV	V
GS Range	1-6	7-10	11-12	13-14	15-15
Interval					
01	0 - 0	38,786 - 51,734	57,402 - 71,640	81,815 - 101,314	113,724 - 128,888
02	31,531 - 39,805	51,735 - 61,445	71,641 - 82,318	101,315 - 115,938	128,889 - 140,260
03	39,806 - 45,372	61,446 - 67,919	82,319 - 89,437	115,939 - 125,688	140,261 - 147,842
04	45,373 - 46,733	67,920 - 69,957	89,438 - 92,120	125,689 - 129,459	147,843 - 152,277
05	46,734 - 48,135	69,958 - 72,056	92,121 - 94,884	129,460 - 133,343	152,278 - 153,200

Series:

0690

Titles:

Cities:

Counties

Allegheny Co. PA 42 0000 003

Armstrong Co. PA 42 0000 005

Beaver Co. PA 42 0000 007

Butler Co. PA 42 0000 019

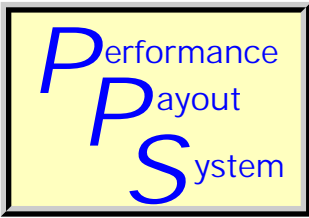
Fayette Co. PA 42 0000 051

Lawrence Co. PA 42 0000 073

Washington Co. PA 42 0000 125

Westmoreland Co. PA 42 0000 129

Locality Area: Pittsburgh-New Castle, PA



Special Pay Tables

Report run on: December 29, 2008 2:50 PM

Page 140 of 182

PPS: PIT041401 OPM: 0414 PROFESSIONAL Path: ZP Effective: 04-JAN-09

Prev. Yr Rate .1493 Curr. Yr Rate: .1586 Loc. Diff: 1.00809 Gen. Inc.: 2.9 Issued: 18-DEC-08

Band	I	II	III	IV	V
GS Range	1-6	7-10	11-12	13-14	15-15
Interval					
01	0 - 0	43,521 - 54,365	57,402 - 71,640	81,815 - 101,314	113,724 - 128,888
02	35,135 - 39,805	54,366 - 62,497	71,641 - 82,318	101,315 - 115,938	128,889 - 140,260
03	39,806 - 45,372	62,498 - 67,919	82,319 - 89,437	115,939 - 125,688	140,261 - 147,842
04	45,373 - 46,733	67,920 - 69,957	89,438 - 92,120	125,689 - 129,459	147,843 - 152,277
05	46,734 - 48,135	69,958 - 72,056	92,121 - 94,884	129,460 - 133,343	152,278 - 153,200

Series:

0801	0808
0810	0819
0830	0861
0871	0896

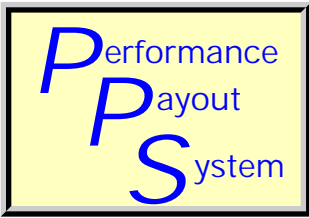
Titles:

Cities:

Counties

Allegheny Co. PA 42 0000 003	Armstrong Co. PA 42 0000 005	Beaver Co. PA 42 0000 007
Butler Co. PA 42 0000 019	Fayette Co. PA 42 0000 051	Lawrence Co. PA 42 0000 073
Washington Co. PA 42 0000 125	Westmoreland Co. PA 42 0000 129	

Locality Area: Pittsburgh-New Castle, PA



Special Pay Tables

Report run on: December 29, 2008 2:50 PM

Page 141 of 182

PPS: PIT042201 OPM: 0422 PROFESSIONAL Path: ZP Effective: 04-JAN-09

Prev. Yr Rate .1493 Curr. Yr Rate: .1586 Loc. Diff: 1.00809 Gen. Inc.: 2.9 Issued: 18-DEC-08

Band	I	II	III	IV	V
GS Range	1-6	7-10	11-12	13-14	15-15
Interval					
01	0 - 0	43,521 - 54,365	57,799 - 71,860	81,815 - 101,314	113,724 - 128,888
02	35,135 - 39,805	54,366 - 62,497	71,861 - 82,406	101,315 - 115,938	128,889 - 140,260
03	39,806 - 45,372	62,498 - 67,919	82,407 - 89,437	115,939 - 125,688	140,261 - 147,842
04	45,373 - 46,733	67,920 - 69,957	89,438 - 92,120	125,689 - 129,459	147,843 - 152,277
05	46,734 - 48,135	69,958 - 72,056	92,121 - 94,884	129,460 - 133,343	152,278 - 153,200

Series:

0850

0855

Titles:

Cities:

Counties

Allegheny Co. PA 42 0000 003

Armstrong Co. PA 42 0000 005

Beaver Co. PA 42 0000 007

Butler Co. PA 42 0000 019

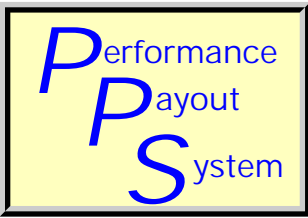
Fayette Co. PA 42 0000 051

Lawrence Co. PA 42 0000 073

Washington Co. PA 42 0000 125

Westmoreland Co. PA 42 0000 129

Locality Area: Pittsburgh-New Castle, PA



Special Pay Tables

Report run on: December 29, 2008 2:50 PM

Page 142 of 182

PPS: PIT999B01 OPM: 999B PROFESSIONAL Path: ZP Effective: 04-JAN-09

Prev. Yr Rate .1493 Curr. Yr Rate: .1586 Loc. Diff: 1.00809 Gen. Inc.: 2.9 Issued: 18-DEC-08

Band	I	II	III	IV	V
GS Range	1-6	7-10	11-12	13-14	15-15
Interval					
01	0 - 0	44,524 - 55,493	58,462 - 72,229	81,815 - 101,314	113,724 - 128,888
02	37,296 - 42,227	55,494 - 63,720	72,230 - 82,554	101,315 - 115,938	128,889 - 140,260
03	42,228 - 48,486	63,721 - 69,204	82,555 - 89,437	115,939 - 125,688	140,261 - 147,842
04	48,487 - 49,941	69,205 - 71,280	89,438 - 92,120	125,689 - 129,459	147,843 - 152,277
05	49,942 - 51,439	71,281 - 73,418	92,121 - 94,884	129,460 - 133,343	152,278 - 153,200

Series:

0854 1550
2210

Titles:

Cities:

Counties

Allegheny Co. PA 42 0000 003 Armstrong Co. PA 42 0000 005 Beaver Co. PA 42 0000 007
Butler Co. PA 42 0000 019 Fayette Co. PA 42 0000 051 Lawrence Co. PA 42 0000 073
Washington Co. PA 42 0000 125 Westmoreland Co. PA 42 0000 129

Locality Area: Pittsburgh-New Castle, PA



Special Pay Tables

Report run on: December 29, 2008 2:50 PM

Page 143 of 182

PPS: PITLEO

OPM: LEO ADMINISTRATIVE

Path: ZA

Effective:

04-JAN-09

Prev. Yr Rate .1493

Curr. Yr Rate: .1586

Loc. Diff: 1.00809

Gen. Inc.: 2.9

Issued: 18-DEC-08

Band	I	II	III	IV	V
GS Range	1-6	7-10	11-12	13-14	15-15
Interval					
01	20,322 - 34,040	43,958 - 55,382	57,402 - 71,640	81,815 - 101,314	113,724 - 128,888
02	34,041 - 44,329	55,383 - 63,949	71,641 - 82,318	101,315 - 115,938	128,889 - 140,260
03	44,330 - 51,188	63,950 - 69,661	82,319 - 89,437	115,939 - 125,688	140,261 - 147,842
04	51,189 - 52,724	69,662 - 71,751	89,438 - 92,120	125,689 - 129,459	147,843 - 152,277
05	52,725 - 54,306	71,752 - 73,904	92,121 - 94,884	129,460 - 133,343	152,278 - 153,200

Series:

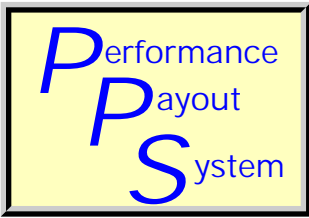
1811

Titles:

Cities:

Counties

Locality Area: Pittsburgh-New Castle, PA



Special Pay Tables

Report run on: December 29, 2008 2:50 PM

Page 144 of 182

PPS: POR041401 OPM: 0414 PROFESSIONAL Path: ZP Effective: 04-JAN-09

Prev. Yr Rate .1872 Curr. Yr Rate: .1971 Loc. Diff: 1.00834 Gen. Inc.: 2.9 Issued: 18-DEC-08

Band	I	II	III	IV	V
GS Range	1-6	7-10	11-12	13-14	15-15
Interval					
01	0 - 0	43,521 - 55,368	59,309 - 74,020	84,533 - 104,681	117,503 - 133,171
02	35,135 - 41,128	55,369 - 64,253	74,021 - 85,053	104,682 - 119,791	133,172 - 144,921
03	41,129 - 46,880	64,254 - 70,176	85,054 - 92,409	119,792 - 129,865	144,922 - 152,755
04	46,881 - 48,286	70,177 - 72,281	92,410 - 95,181	129,866 - 133,761	152,756 - 153,200
05	48,287 - 49,735	72,282 - 74,449	95,182 - 98,036	133,762 - 137,774	153,200 - 153,200

Series:

0801	0808
0810	0819
0830	0861
0871	0896

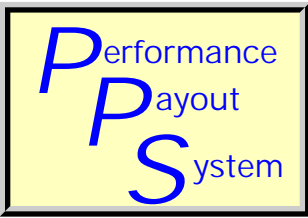
Titles:

Cities:

Counties

Clackamas Co. OR 41 0000 005	Clark Co. WA 53 0000 011	Columbia Co. OR 41 0000 009
Marion Co. OR 41 0000 047	Multnomah Co. OR 41 0000 051	Polk Co. OR 41 0000 053
Skamania Co. WA 53 0000 059	Washington Co. OR 41 0000 067	Yamhill Co. OR 41 0000 071

Locality Area: Portland-Vancouver-Beaverton, OR-WA



Special Pay Tables

Report run on: December 29, 2008 2:50 PM

Page 145 of 182

PPS: POR042201 OPM: 0422 PROFESSIONAL Path: ZP Effective: 04-JAN-09

Prev. Yr Rate .1872 Curr. Yr Rate: .1971 Loc. Diff: 1.00834 Gen. Inc.: 2.9 Issued: 18-DEC-08

Band	I	II	III	IV	V
GS Range	1-6	7-10	11-12	13-14	15-15
Interval					
01	0 - 0	43,521 - 55,368	59,309 - 74,020	84,533 - 104,681	117,503 - 133,171
02	35,135 - 41,128	55,369 - 64,253	74,021 - 85,053	104,682 - 119,791	133,172 - 144,921
03	41,129 - 46,880	64,254 - 70,176	85,054 - 92,409	119,792 - 129,865	144,922 - 152,755
04	46,881 - 48,286	70,177 - 72,281	92,410 - 95,181	129,866 - 133,761	152,756 - 153,200
05	48,287 - 49,735	72,282 - 74,449	95,182 - 98,036	133,762 - 137,774	153,200 - 153,200

Series:

0850

0855

Titles:

Cities:

Counties

Clackamas Co. OR 41 0000 005

Clark Co. WA 53 0000 011

Columbia Co. OR 41 0000 009

Marion Co. OR 41 0000 047

Multnomah Co. OR 41 0000 051

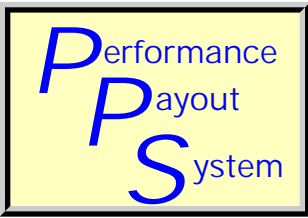
Polk Co. OR 41 0000 053

Skamania Co. WA 53 0000 059

Washington Co. OR 41 0000 067

Yamhill Co. OR 41 0000 071

Locality Area: Portland-Vancouver-Beaverton, OR-WA



Special Pay Tables

Report run on: December 29, 2008 2:50 PM

Page 146 of 182

PPS: POR999C01 OPM: 999C PROFESSIONAL Path: ZP Effective: 04-JAN-09

Prev. Yr Rate .1872 Curr. Yr Rate: .1971 Loc. Diff: 1.00834 Gen. Inc.: 2.9 Issued: 18-DEC-08

Band	I	II	III	IV	V
GS Range	1-6	7-10	11-12	13-14	15-15
Interval					
01	0 - 0	45,194 - 56,297	59,453 - 74,100	84,533 - 104,681	117,503 - 133,171
02	37,836 - 42,924	56,298 - 64,624	74,101 - 85,085	104,682 - 119,791	133,172 - 144,921
03	42,925 - 49,189	64,625 - 70,176	85,086 - 92,409	119,792 - 129,865	144,922 - 152,755
04	49,190 - 50,665	70,177 - 72,281	92,410 - 95,181	129,866 - 133,761	152,756 - 153,200
05	50,666 - 52,185	72,282 - 74,449	95,182 - 98,036	133,762 - 137,774	153,200 - 153,200

Series:

0854 1550
2210

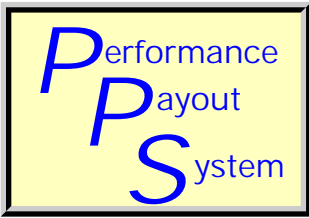
Titles:

Cities:

Counties

Clackamas Co. OR 41 0000 005 Clark Co. WA 53 0000 011 Columbia Co. OR 41 0000 009
Marion Co. OR 41 0000 047 Multnomah Co. OR 41 0000 051 Polk Co. OR 41 0000 053
Skamania Co. WA 53 0000 059 Washington Co. OR 41 0000 067 Yamhill Co. OR 41 0000 071

Locality Area: Portland-Vancouver-Beaverton, OR-WA



Special Pay Tables

Report run on: December 29, 2008 2:50 PM

Page 147 of 182

PPS: PORLEO

OPM: LEO ADMINISTRATIVE

Path: ZA

Effective:

04-JAN-09

Prev. Yr Rate .1872

Curr. Yr Rate: .1971

Loc. Diff: 1.00834

Gen. Inc.: 2.9

Issued: 18-DEC-08

Band	I	II	III	IV	V
GS Range	1-6	7-10	11-12	13-14	15-15
Interval					
01	20,997 - 35,171	45,419 - 57,222	59,309 - 74,020	84,533 - 104,681	117,503 - 133,171
02	35,172 - 45,802	57,223 - 66,074	74,021 - 85,053	104,682 - 119,791	133,172 - 144,921
03	45,803 - 52,889	66,075 - 71,976	85,054 - 92,409	119,792 - 129,865	144,922 - 152,755
04	52,890 - 54,476	71,977 - 74,135	92,410 - 95,181	129,866 - 133,761	152,756 - 153,200
05	54,477 - 56,110	74,136 - 76,359	95,182 - 98,036	133,762 - 137,774	153,200 - 153,200

Series:

1811

Titles:

Cities:

Counties

Locality Area: Portland-Vancouver-Beaverton, OR-WA



Special Pay Tables

Report run on: December 29, 2008 2:50 PM

Page 148 of 182

PPS: PX041401 OPM: 0414 PROFESSIONAL Path: ZP Effective: 04-JAN-09

Prev. Yr Rate .1474 Curr. Yr Rate: .1608 Loc. Diff: 1.01168 Gen. Inc.: 2.9 Issued: 18-DEC-08

Band	I	II	III	IV	V
GS Range	1-6	7-10	11-12	13-14	15-15
Interval					
01	0 - 0	43,521 - 54,422	57,511 - 71,776	81,970 - 101,506	113,939 - 129,132
02	35,135 - 39,881	54,423 - 62,598	71,777 - 82,475	101,507 - 116,159	129,133 - 140,527
03	39,882 - 45,458	62,599 - 68,048	82,476 - 89,607	116,160 - 125,927	140,528 - 148,123
04	45,459 - 46,822	68,049 - 70,089	89,608 - 92,295	125,928 - 129,705	148,124 - 152,567
05	46,823 - 48,227	70,090 - 72,192	92,296 - 95,064	129,706 - 133,596	152,568 - 153,200

Series:

0801	0808
0810	0819
0830	0861
0871	0896

Titles:

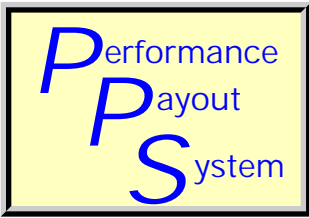
Cities:

Counties

Maricopa Co. AZ 04 0000 013

Pinal Co. AZ 04 0000 021

Locality Area: Phoenix-Mesa-Scottsdale, AZ



Special Pay Tables

Report run on: December 29, 2008 2:50 PM

Page 149 of 182

PPS: PX042201 OPM: 0422 PROFESSIONAL Path: ZP Effective: 04-JAN-09

Prev. Yr Rate .1474 Curr. Yr Rate: .1608 Loc. Diff: 1.01168 Gen. Inc.: 2.9 Issued: 18-DEC-08

Band	I	II	III	IV	V
GS Range	1-6	7-10	11-12	13-14	15-15
Interval					
01	0 - 0	43,521 - 54,422	57,799 - 71,936	81,970 - 101,506	113,939 - 129,132
02	35,135 - 39,881	54,423 - 62,598	71,937 - 82,539	101,507 - 116,159	129,133 - 140,527
03	39,882 - 45,458	62,599 - 68,048	82,540 - 89,607	116,160 - 125,927	140,528 - 148,123
04	45,459 - 46,822	68,049 - 70,089	89,608 - 92,295	125,928 - 129,705	148,124 - 152,567
05	46,823 - 48,227	70,090 - 72,192	92,296 - 95,064	129,706 - 133,596	152,568 - 153,200

Series:

0850

0855

Titles:

Cities:

Counties

Maricopa Co. AZ 04 0000 013

Pinal Co. AZ 04 0000 021

Locality Area: Phoenix-Mesa-Scottsdale, AZ



Special Pay Tables

Report run on: December 29, 2008 2:50 PM

Page 150 of 182

PPS: PX999B01 OPM: 999B PROFESSIONAL Path: ZP Effective: 04-JAN-09

Prev. Yr Rate .1474 Curr. Yr Rate: .1608 Loc. Diff: 1.01168 Gen. Inc.: 2.9 Issued: 18-DEC-08

Band	I	II	III	IV	V
GS Range	1-6	7-10	11-12	13-14	15-15
Interval					
01	0 - 0	44,524 - 55,493	58,462 - 72,304	81,970 - 101,506	113,939 - 129,132
02	37,296 - 42,236	55,494 - 63,720	72,305 - 82,686	101,507 - 116,159	129,133 - 140,527
03	42,237 - 48,486	63,721 - 69,204	82,687 - 89,607	116,160 - 125,927	140,528 - 148,123
04	48,487 - 49,941	69,205 - 71,280	89,608 - 92,295	125,928 - 129,705	148,124 - 152,567
05	49,942 - 51,439	71,281 - 73,418	92,296 - 95,064	129,706 - 133,596	152,568 - 153,200

Series:

0854 1550
2210

Titles:

Cities:

Counties

Maricopa Co. AZ 04 0000 013 Pinal Co. AZ 04 0000 021

Locality Area: Phoenix-Mesa-Scottsdale, AZ



Special Pay Tables

Report run on: December 29, 2008 2:50 PM

Page 151 of 182

PPS: PXLEO

OPM: LEO ADMINISTRATIVE

Path: ZA

Effective:

04-JAN-09

Prev. Yr Rate .1474

Curr. Yr Rate: .1608

Loc. Diff: 1.01168

Gen. Inc.: 2.9

Issued: 18-DEC-08

Band	I	II	III	IV	V
GS Range	1-6	7-10	11-12	13-14	15-15
Interval					
01	20,360 - 34,104	44,042 - 55,487	57,511 - 71,776	81,970 - 101,506	113,939 - 129,132
02	34,105 - 44,413	55,488 - 64,071	71,777 - 82,475	101,507 - 116,159	129,133 - 140,527
03	44,414 - 51,285	64,072 - 69,793	82,476 - 89,607	116,160 - 125,927	140,528 - 148,123
04	51,286 - 52,824	69,794 - 71,887	89,608 - 92,295	125,928 - 129,705	148,124 - 152,567
05	52,825 - 54,409	71,888 - 74,044	92,296 - 95,064	129,706 - 133,596	152,568 - 153,200

Series:

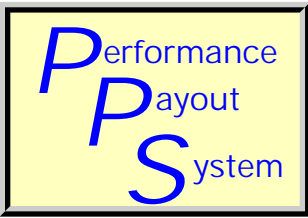
1811

Titles:

Cities:

Counties

Locality Area: Phoenix-Mesa-Scottsdale, AZ



Special Pay Tables

Report run on: December 29, 2008 2:50 PM

Page 152 of 182

PPS: RA041401 OPM: 0414 PROFESSIONAL Path: ZP Effective: 04-JAN-09

Prev. Yr Rate .1682 Curr. Yr Rate: .1738 Loc. Diff: 1.00479 Gen. Inc.: 2.9 Issued: 18-DEC-08

Band	I	II	III	IV	V
GS Range	1-6	7-10	11-12	13-14	15-15
Interval					
01	0 - 0	43,521 - 54,761	58,155 - 72,579	82,888 - 102,643	115,216 - 130,579
02	35,135 - 40,327	54,762 - 63,191	72,580 - 83,398	102,644 - 117,459	130,580 - 142,101
03	40,328 - 45,967	63,192 - 68,811	83,399 - 90,610	117,460 - 127,337	142,102 - 149,782
04	45,968 - 47,346	68,812 - 70,875	90,611 - 93,328	127,338 - 131,157	149,783 - 153,200
05	47,347 - 48,766	70,876 - 73,001	93,329 - 96,128	131,158 - 135,092	153,200 - 153,200

Series:

0801	0808
0810	0819
0830	0861
0871	0896

Titles:

Cities:

Federal Correctional Complex-Granville
County, NC 37 0712 077

Counties

Chatham Co. NC 37 0000 037	Cumberland Co. NC 37 0000 051	Durham Co. NC 37 0000 063
Franklin Co. NC 37 0000 069	Harnett Co. NC 37 0000 085	Hoke Co. NC 37 0000 093
Johnston Co. NC 37 0000 101	Orange Co. NC 37 0000 135	Person Co. NC 37 0000 145
Wake Co. NC 37 0000 183	Wayne Co. NC 37 0000 191	

Locality Area: Raleigh-Durham-Cary, NC



Special Pay Tables

Report run on: December 29, 2008 2:50 PM

Page 153 of 182

PPS: RA042201 OPM: 0422 PROFESSIONAL Path: ZP Effective: 04-JAN-09

Prev. Yr Rate .1682 Curr. Yr Rate: .1738 Loc. Diff: 1.00479 Gen. Inc.: 2.9 Issued: 18-DEC-08

Band	I	II	III	IV	V
GS Range	1-6	7-10	11-12	13-14	15-15
Interval					
01	0 - 0	43,521 - 54,761	58,155 - 72,579	82,888 - 102,643	115,216 - 130,579
02	35,135 - 40,327	54,762 - 63,191	72,580 - 83,398	102,644 - 117,459	130,580 - 142,101
03	40,328 - 45,967	63,192 - 68,811	83,399 - 90,610	117,460 - 127,337	142,102 - 149,782
04	45,968 - 47,346	68,812 - 70,875	90,611 - 93,328	127,338 - 131,157	149,783 - 153,200
05	47,347 - 48,766	70,876 - 73,001	93,329 - 96,128	131,158 - 135,092	153,200 - 153,200

Series:

0850

0855

Titles:

Cities:

Federal Correctional Complex-Granville
County, NC 37 0712 077

Counties

Chatham Co. NC 37 0000 037

Cumberland Co. NC 37 0000 051

Durham Co. NC 37 0000 063

Franklin Co. NC 37 0000 069

Harnett Co. NC 37 0000 085

Hoke Co. NC 37 0000 093

Johnston Co. NC 37 0000 101

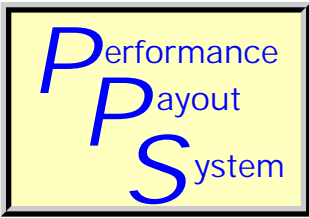
Orange Co. NC 37 0000 135

Person Co. NC 37 0000 145

Wake Co. NC 37 0000 183

Wayne Co. NC 37 0000 191

Locality Area: Raleigh-Durham-Cary, NC



Special Pay Tables

Report run on: December 29, 2008 2:50 PM

Page 154 of 182

PPS: RA999B01 OPM: 999B PROFESSIONAL Path: ZP Effective: 04-JAN-09

Prev. Yr Rate .1682 Curr. Yr Rate: .1738 Loc. Diff: 1.00479 Gen. Inc.: 2.9 Issued: 18-DEC-08

Band	I	II	III	IV	V
GS Range	1-6	7-10	11-12	13-14	15-15
Interval					
01	0 - 0	44,524 - 55,493	58,462 - 72,750	82,888 - 102,643	115,216 - 130,579
02	37,296 - 42,286	55,494 - 63,720	72,751 - 83,466	102,644 - 117,459	130,580 - 142,101
03	42,287 - 48,486	63,721 - 69,204	83,467 - 90,610	117,460 - 127,337	142,102 - 149,782
04	48,487 - 49,941	69,205 - 71,280	90,611 - 93,328	127,338 - 131,157	149,783 - 153,200
05	49,942 - 51,439	71,281 - 73,418	93,329 - 96,128	131,158 - 135,092	153,200 - 153,200

Series:

0854 1550
2210

Titles:

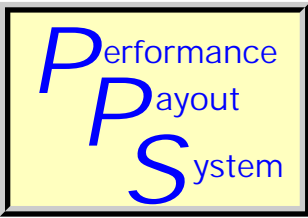
Cities:

Federal Correctional Complex-Granville
County, NC 37 0712 077

Counties

Chatham Co. NC 37 0000 037 Cumberland Co. NC 37 0000 051 Durham Co. NC 37 0000 063
Franklin Co. NC 37 0000 069 Harnett Co. NC 37 0000 085 Hoke Co. NC 37 0000 093
Johnston Co. NC 37 0000 101 Orange Co. NC 37 0000 135 Person Co. NC 37 0000 145
Wake Co. NC 37 0000 183 Wayne Co. NC 37 0000 191

Locality Area: Raleigh-Durham-Cary, NC



Special Pay Tables

Report run on: December 29, 2008 2:50 PM

Page 155 of 182

PPS: RALEO

OPM: LEO ADMINISTRATIVE

Path: ZA

Effective:

04-JAN-09

Prev. Yr Rate .1682

Curr. Yr Rate: .1738

Loc. Diff: 1.00479

Gen. Inc.: 2.9

Issued: 18-DEC-08

Band	I	II	III	IV	V
GS Range	1-6	7-10	11-12	13-14	15-15
Interval					
01	20,588 - 34,487	44,535 - 56,108	58,155 - 72,579	82,888 - 102,643	115,216 - 130,579
02	34,488 - 44,911	56,109 - 64,788	72,580 - 83,398	102,644 - 117,459	130,580 - 142,101
03	44,912 - 51,860	64,789 - 70,575	83,399 - 90,610	117,460 - 127,337	142,102 - 149,782
04	51,861 - 53,416	70,576 - 72,692	90,611 - 93,328	127,338 - 131,157	149,783 - 153,200
05	53,417 - 55,018	72,693 - 74,873	93,329 - 96,128	131,158 - 135,092	153,200 - 153,200

Series:

1811

Titles:

Cities:

Counties

Locality Area: Raleigh-Durham-Cary, NC



Special Pay Tables

Report run on: December 29, 2008 2:50 PM

Page 156 of 182

PPS: RCH030501 OPM: 0305 PROFESSIONAL Path: ZP Effective: 04-JAN-09

Prev. Yr Rate .154 Curr. Yr Rate: .161 Loc. Diff: 1.00607 Gen. Inc.: 2.9 Issued: 18-DEC-08

Band	I	II	III	IV	V
GS Range	1-6	7-10	11-12	13-14	15-15
Interval					
01	0 - 0	38,867 - 51,842	57,521 - 71,788	81,984 - 101,524	113,959 - 129,154
02	31,531 - 39,888	51,843 - 61,573	71,789 - 82,488	101,525 - 116,179	129,155 - 140,550
03	39,889 - 45,466	61,574 - 68,060	82,489 - 89,622	116,180 - 125,949	140,551 - 148,148
04	45,467 - 46,830	68,061 - 70,102	89,623 - 92,311	125,950 - 129,727	148,149 - 152,592
05	46,831 - 48,235	70,103 - 72,205	92,312 - 95,080	129,728 - 133,619	152,593 - 153,200

Series:

0690

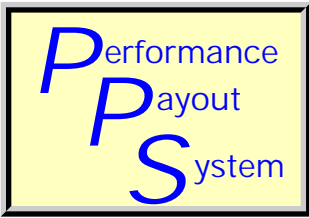
Titles:

Cities:

Counties

- | | | |
|-----------------------------------|--------------------------------------|----------------------------------|
| Amelia Co. VA 51 0000 007 | Caroline Co. VA 51 0000 033 | Charles City Co. VA 51 0000 036 |
| Chesterfield Co. VA 51 0000 041 | Colonial Heights City VA 51 0000 570 | Cumberland Co. VA 51 0000 049 |
| Dinwiddie Co. VA 51 0000 053 | Goochland Co. VA 51 0000 075 | Hanover Co. VA 51 0000 085 |
| Henrico Co. VA 51 0000 087 | Hopewell City VA 51 0000 670 | King William Co. VA 51 0000 101 |
| King and Queen Co. VA 51 0000 097 | Louisa Co. VA 51 0000 109 | New Kent Co. VA 51 0000 127 |
| Petersburg City VA 51 0000 730 | Powhatan Co. VA 51 0000 145 | Prince George Co. VA 51 0000 149 |
| Richmond City VA 51 0000 760 | Sussex Co. VA 51 0000 183 | |

Locality Area: Richmond, VA



Special Pay Tables

Report run on: December 29, 2008 2:50 PM

Page 157 of 182

PPS: RCH041401 OPM: 0414 PROFESSIONAL Path: ZP Effective: 04-JAN-09

Prev. Yr Rate .154 Curr. Yr Rate: .161 Loc. Diff: 1.00607 Gen. Inc.: 2.9 Issued: 18-DEC-08

Band	I	II	III	IV	V
GS Range	1-6	7-10	11-12	13-14	15-15
Interval					
01	0 - 0	43,521 - 54,427	57,521 - 71,788	81,984 - 101,524	113,959 - 129,154
02	35,135 - 39,888	54,428 - 62,607	71,789 - 82,488	101,525 - 116,179	129,155 - 140,550
03	39,889 - 45,466	62,608 - 68,060	82,489 - 89,622	116,180 - 125,949	140,551 - 148,148
04	45,467 - 46,830	68,061 - 70,102	89,623 - 92,311	125,950 - 129,727	148,149 - 152,592
05	46,831 - 48,235	70,103 - 72,205	92,312 - 95,080	129,728 - 133,619	152,593 - 153,200

Series:

0801	0808
0810	0819
0830	0861
0871	0896

Titles:

Cities:

Counties

Amelia Co. VA 51 0000 007	Caroline Co. VA 51 0000 033	Charles City Co. VA 51 0000 036
Chesterfield Co. VA 51 0000 041	Colonial Heights City VA 51 0000 570	Cumberland Co. VA 51 0000 049
Dinwiddie Co. VA 51 0000 053	Goochland Co. VA 51 0000 075	Hanover Co. VA 51 0000 085
Henrico Co. VA 51 0000 087	Hopewell City VA 51 0000 670	King William Co. VA 51 0000 101
King and Queen Co. VA 51 0000 097	Louisa Co. VA 51 0000 109	New Kent Co. VA 51 0000 127
Petersburg City VA 51 0000 730	Powhatan Co. VA 51 0000 145	Prince George Co. VA 51 0000 149
Richmond City VA 51 0000 760	Sussex Co. VA 51 0000 183	

Locality Area: Richmond, VA



Special Pay Tables

Report run on: December 29, 2008 2:50 PM

Page 158 of 182

PPS: RCH042201 OPM: 0422 PROFESSIONAL Path: ZP Effective: 04-JAN-09

Prev. Yr Rate .154 Curr. Yr Rate: .161 Loc. Diff: 1.00607 Gen. Inc.: 2.9 Issued: 18-DEC-08

Band	I	II	III	IV	V
GS Range	1-6	7-10	11-12	13-14	15-15
Interval					
01	0 - 0	43,521 - 54,427	57,799 - 71,943	81,984 - 101,524	113,959 - 129,154
02	35,135 - 39,888	54,428 - 62,607	71,944 - 82,550	101,525 - 116,179	129,155 - 140,550
03	39,889 - 45,466	62,608 - 68,060	82,551 - 89,622	116,180 - 125,949	140,551 - 148,148
04	45,467 - 46,830	68,061 - 70,102	89,623 - 92,311	125,950 - 129,727	148,149 - 152,592
05	46,831 - 48,235	70,103 - 72,205	92,312 - 95,080	129,728 - 133,619	152,593 - 153,200

Series:

0850

0855

Titles:

Cities:

Counties

Amelia Co. VA 51 0000 007

Caroline Co. VA 51 0000 033

Charles City Co. VA 51 0000 036

Chesterfield Co. VA 51 0000 041

Colonial Heights City VA 51 0000 570

Cumberland Co. VA 51 0000 049

Dinwiddie Co. VA 51 0000 053

Goochland Co. VA 51 0000 075

Hanover Co. VA 51 0000 085

Henrico Co. VA 51 0000 087

Hopewell City VA 51 0000 670

King William Co. VA 51 0000 101

King and Queen Co. VA 51 0000 097

Louisa Co. VA 51 0000 109

New Kent Co. VA 51 0000 127

Petersburg City VA 51 0000 730

Powhatan Co. VA 51 0000 145

Prince George Co. VA 51 0000 149

Richmond City VA 51 0000 760

Sussex Co. VA 51 0000 183

Locality Area: Richmond, VA



Special Pay Tables

Report run on: December 29, 2008 2:50 PM

Page 159 of 182

PPS: RCH999B01 OPM: 999B PROFESSIONAL Path: ZP Effective: 04-JAN-09

Prev. Yr Rate .154 Curr. Yr Rate: .161 Loc. Diff: 1.00607 Gen. Inc.: 2.9 Issued: 18-DEC-08

Band	I	II	III	IV	V
GS Range	1-6	7-10	11-12	13-14	15-15
Interval					
01	0 - 0	44,524 - 55,493	58,462 - 72,311	81,984 - 101,524	113,959 - 129,154
02	37,296 - 42,237	55,494 - 63,720	72,312 - 82,698	101,525 - 116,179	129,155 - 140,550
03	42,238 - 48,486	63,721 - 69,204	82,699 - 89,622	116,180 - 125,949	140,551 - 148,148
04	48,487 - 49,941	69,205 - 71,280	89,623 - 92,311	125,950 - 129,727	148,149 - 152,592
05	49,942 - 51,439	71,281 - 73,418	92,312 - 95,080	129,728 - 133,619	152,593 - 153,200

Series:

0854 1550
2210

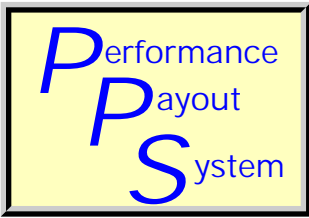
Titles:

Cities:

Counties

Amelia Co. VA 51 0000 007	Caroline Co. VA 51 0000 033	Charles City Co. VA 51 0000 036
Chesterfield Co. VA 51 0000 041	Colonial Heights City VA 51 0000 570	Cumberland Co. VA 51 0000 049
Dinwiddie Co. VA 51 0000 053	Goochland Co. VA 51 0000 075	Hanover Co. VA 51 0000 085
Henrico Co. VA 51 0000 087	Hopewell City VA 51 0000 670	King William Co. VA 51 0000 101
King and Queen Co. VA 51 0000 097	Louisa Co. VA 51 0000 109	New Kent Co. VA 51 0000 127
Petersburg City VA 51 0000 730	Powhatan Co. VA 51 0000 145	Prince George Co. VA 51 0000 149
Richmond City VA 51 0000 760	Sussex Co. VA 51 0000 183	

Locality Area: Richmond, VA



Special Pay Tables

Report run on: December 29, 2008 2:50 PM

Page 160 of 182

PPS: RCHLEO

OPM: LEO ADMINISTRATIVE

Path: ZA

Effective:

04-JAN-09

Prev. Yr Rate .154

Curr. Yr Rate: .161

Loc. Diff: 1.00607

Gen. Inc.: 2.9

Issued: 18-DEC-08

Band	I	II	III	IV	V
GS Range	1-6	7-10	11-12	13-14	15-15
Interval					
01	20,364 - 34,111	44,050 - 55,497	57,521 - 71,788	81,984 - 101,524	113,959 - 129,154
02	34,112 - 44,421	55,498 - 64,082	71,789 - 82,488	101,525 - 116,179	129,155 - 140,550
03	44,422 - 51,294	64,083 - 69,805	82,489 - 89,622	116,180 - 125,949	140,551 - 148,148
04	51,295 - 52,833	69,806 - 71,899	89,623 - 92,311	125,950 - 129,727	148,149 - 152,592
05	52,834 - 54,418	71,900 - 74,056	92,312 - 95,080	129,728 - 133,619	152,593 - 153,200

Series:

1811

Titles:

Cities:

Counties

Locality Area: Richmond, VA



Special Pay Tables

Report run on: December 29, 2008 2:50 PM

Page 161 of 182

PPS: RUS030501 OPM: 0305 PROFESSIONAL Path: ZP Effective: 04-JAN-09

Prev. Yr Rate .1318 Curr. Yr Rate: .1386 Loc. Diff: 1.00601 Gen. Inc.: 2.9 Issued: 18-DEC-08

Band	I	II	III	IV	V
GS Range	1-6	7-10	11-12	13-14	15-15
Interval					
01	0 - 0	38,117 - 50,841	56,411 - 70,403	80,402 - 99,565	111,760 - 126,662
02	31,531 - 39,118	50,842 - 60,385	70,404 - 80,897	99,566 - 113,937	126,663 - 137,839
03	39,119 - 44,589	60,386 - 66,747	80,898 - 87,893	113,938 - 123,519	137,840 - 145,290
04	44,590 - 45,927	66,748 - 68,749	87,894 - 90,530	123,520 - 127,225	145,291 - 149,649
05	45,928 - 47,305	68,750 - 70,811	90,531 - 93,246	127,226 - 131,042	149,650 - 153,200

Series:

0690

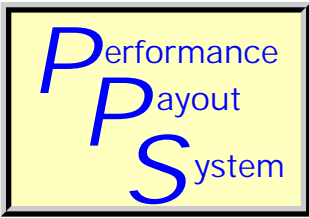
Titles:

Cities:

REST OF US RR RRRR RRR

Counties

Locality Area: REST of US



Special Pay Tables

Report run on: December 29, 2008 2:50 PM

Page 162 of 182

PPS: RUS041401 OPM: 0414 PROFESSIONAL Path: ZP Effective: 04-JAN-09

Prev. Yr Rate .1318 Curr. Yr Rate: .1386 Loc. Diff: 1.00601 Gen. Inc.: 2.9 Issued: 18-DEC-08

Band	I	II	III	IV	V
GS Range	1-6	7-10	11-12	13-14	15-15
Interval					
01	0 - 0	43,521 - 53,844	56,411 - 70,403	80,402 - 99,565	111,760 - 126,662
02	35,135 - 39,118	53,845 - 61,586	70,404 - 80,897	99,566 - 113,937	126,663 - 137,839
03	39,119 - 44,589	61,587 - 66,747	80,898 - 87,893	113,938 - 123,519	137,840 - 145,290
04	44,590 - 45,927	66,748 - 68,749	87,894 - 90,530	123,520 - 127,225	145,291 - 149,649
05	45,928 - 47,305	68,750 - 70,811	90,531 - 93,246	127,226 - 131,042	149,650 - 153,200

Series:

0801	0808
0810	0819
0830	0861
0871	0896

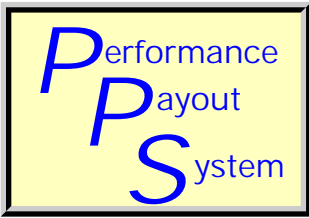
Titles:

Cities:

REST OF US RR RRRR RRR

Counties

Locality Area: REST of US



Special Pay Tables

Report run on: December 29, 2008 2:50 PM

Page 163 of 182

PPS: RUS042201 OPM: 0422 PROFESSIONAL Path: ZP Effective: 04-JAN-09

Prev. Yr Rate .1318 Curr. Yr Rate: .1386 Loc. Diff: 1.00601 Gen. Inc.: 2.9 Issued: 18-DEC-08

Band	I	II	III	IV	V
GS Range	1-6	7-10	11-12	13-14	15-15
Interval					
01	0 - 0	43,521 - 53,844	57,799 - 71,174	80,402 - 99,565	111,760 - 126,662
02	35,135 - 39,118	53,845 - 61,586	71,175 - 81,205	99,566 - 113,937	126,663 - 137,839
03	39,119 - 44,589	61,587 - 66,747	81,206 - 87,893	113,938 - 123,519	137,840 - 145,290
04	44,590 - 45,927	66,748 - 68,749	87,894 - 90,530	123,520 - 127,225	145,291 - 149,649
05	45,928 - 47,305	68,750 - 70,811	90,531 - 93,246	127,226 - 131,042	149,650 - 153,200

Series:

0850

0855

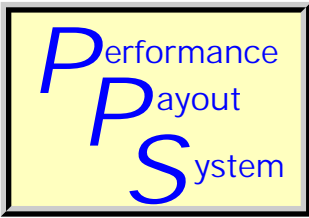
Titles:

Cities:

REST OF US RR RRRR RRR

Counties

Locality Area: REST of US



Special Pay Tables

Report run on: December 29, 2008 2:50 PM

Page 164 of 182

PPS: RUS999B01 OPM: 999B PROFESSIONAL Path: ZP Effective: 04-JAN-09

Prev. Yr Rate .1318 Curr. Yr Rate: .1386 Loc. Diff: 1.00601 Gen. Inc.: 2.9 Issued: 18-DEC-08

Band	I	II	III	IV	V
GS Range	1-6	7-10	11-12	13-14	15-15
Interval					
01	0 - 0	44,524 - 55,493	58,462 - 71,542	80,402 - 99,565	111,760 - 126,662
02	37,296 - 42,149	55,494 - 63,720	71,543 - 81,353	99,566 - 113,937	126,663 - 137,839
03	42,150 - 48,486	63,721 - 69,204	81,354 - 87,893	113,938 - 123,519	137,840 - 145,290
04	48,487 - 49,941	69,205 - 71,280	87,894 - 90,530	123,520 - 127,225	145,291 - 149,649
05	49,942 - 51,439	71,281 - 73,418	90,531 - 93,246	127,226 - 131,042	149,650 - 153,200

Series:

0854
2210

1550

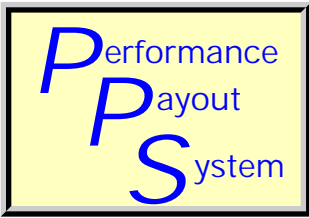
Titles:

Cities:

REST OF US RR RRRR RRR

Counties

Locality Area: REST of US



Special Pay Tables

Report run on: December 29, 2008 2:50 PM

Page 165 of 182

PPS: RUSLEO OPM: LEO ADMINISTRATIVE Path: ZA Effective: 04-JAN-09

Prev. Yr Rate .1318 Curr. Yr Rate: .1386 Loc. Diff: 1.00601 Gen. Inc.: 2.9 Issued: 18-DEC-08

Band	I	II	III	IV	V
GS Range	1-6	7-10	11-12	13-14	15-15
Interval					
01	19,971 - 33,452	43,200 - 54,426	56,411 - 70,403	80,402 - 99,565	111,760 - 126,662
02	33,453 - 43,563	54,427 - 62,845	70,404 - 80,897	99,566 - 113,937	126,663 - 137,839
03	43,564 - 50,304	62,846 - 68,458	80,898 - 87,893	113,938 - 123,519	137,840 - 145,290
04	50,305 - 51,813	68,459 - 70,512	87,894 - 90,530	123,520 - 127,225	145,291 - 149,649
05	51,814 - 53,367	70,513 - 72,627	90,531 - 93,246	127,226 - 131,042	149,650 - 153,200

Series:

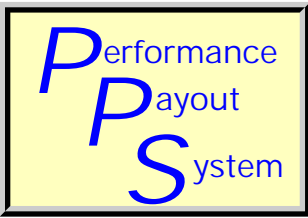
1811

Titles:

Cities:

Counties

Locality Area: REST of US



Special Pay Tables

Report run on: December 29, 2008 2:50 PM

Page 166 of 182

PPS: SAC041401 OPM: 0414 PROFESSIONAL Path: ZP Effective: 04-JAN-09

Prev. Yr Rate .2025 Curr. Yr Rate: .2153 Loc. Diff: 1.01064 Gen. Inc.: 2.9 Issued: 18-DEC-08

Band	I	II	III	IV	V
GS Range	1-6	7-10	11-12	13-14	15-15
Interval					
01	0 - 0	43,521 - 55,842	60,211 - 75,146	85,818 - 106,272	119,289 - 134,361
02	35,135 - 41,753	55,843 - 65,083	75,147 - 86,347	106,273 - 121,612	134,362 - 145,664
03	41,754 - 47,592	65,084 - 71,243	86,348 - 93,814	121,613 - 131,839	145,665 - 153,200
04	47,593 - 49,020	71,244 - 73,380	93,815 - 96,628	131,840 - 135,794	153,200 - 153,200
05	49,021 - 50,491	73,381 - 75,581	96,629 - 99,527	135,795 - 139,868	153,200 - 153,200

Series:

0801	0808
0810	0819
0830	0861
0871	0896

Titles:

Cities:

Counties

Carson City NV 32 0000 510	Douglas Co. NV 32 0000 005	El Dorado Co. CA 06 0000 017
Nevada Co. CA 06 0000 057	Placer Co. CA 06 0000 061	Sacramento Co. CA 06 0000 067
Sutter Co. CA 06 0000 101	Yolo Co. CA 06 0000 113	Yuba Co. CA 06 0000 115

Locality Area: Sacramento--Arden-Arcade--Yuba City, CA-NV



Special Pay Tables

Report run on: December 29, 2008 2:50 PM

Page 167 of 182

PPS: SAC042201 OPM: 0422 PROFESSIONAL Path: ZP Effective: 04-JAN-09

Prev. Yr Rate .2025 Curr. Yr Rate: .2153 Loc. Diff: 1.01064 Gen. Inc.: 2.9 Issued: 18-DEC-08

Band	I	II	III	IV	V
GS Range	1-6	7-10	11-12	13-14	15-15
Interval					
01	0 - 0	43,521 - 55,842	60,211 - 75,146	85,818 - 106,272	119,289 - 134,361
02	35,135 - 41,753	55,843 - 65,083	75,147 - 86,347	106,273 - 121,612	134,362 - 145,664
03	41,754 - 47,592	65,084 - 71,243	86,348 - 93,814	121,613 - 131,839	145,665 - 153,200
04	47,593 - 49,020	71,244 - 73,380	93,815 - 96,628	131,840 - 135,794	153,200 - 153,200
05	49,021 - 50,491	73,381 - 75,581	96,629 - 99,527	135,795 - 139,868	153,200 - 153,200

Series:

0850

0855

Titles:

Cities:

Counties

Carson City NV 32 0000 510

Douglas Co. NV 32 0000 005

El Dorado Co. CA 06 0000 017

Nevada Co. CA 06 0000 057

Placer Co. CA 06 0000 061

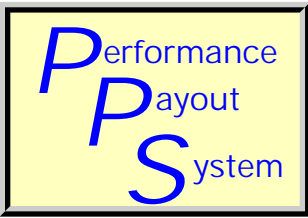
Sacramento Co. CA 06 0000 067

Sutter Co. CA 06 0000 101

Yolo Co. CA 06 0000 113

Yuba Co. CA 06 0000 115

Locality Area: Sacramento--Arden-Arcade--Yuba City, CA-NV



Special Pay Tables

Report run on: December 29, 2008 2:50 PM

Page 168 of 182

PPS: SAC999C01 OPM: 999C PROFESSIONAL Path: ZP Effective: 04-JAN-09

Prev. Yr Rate .2025 Curr. Yr Rate: .2153 Loc. Diff: 1.01064 Gen. Inc.: 2.9 Issued: 18-DEC-08

Band	I	II	III	IV	V
GS Range	1-6	7-10	11-12	13-14	15-15
Interval					
01	0 - 0	45,194 - 56,771	60,211 - 75,146	85,818 - 106,272	119,289 - 134,361
02	37,836 - 42,995	56,772 - 65,454	75,147 - 86,347	106,273 - 121,612	134,362 - 145,664
03	42,996 - 49,189	65,455 - 71,243	86,348 - 93,814	121,613 - 131,839	145,665 - 153,200
04	49,190 - 50,665	71,244 - 73,380	93,815 - 96,628	131,840 - 135,794	153,200 - 153,200
05	50,666 - 52,185	73,381 - 75,581	96,629 - 99,527	135,795 - 139,868	153,200 - 153,200

Series:

0854 1550
2210

Titles:

Cities:

Counties

Carson City NV 32 0000 510 Douglas Co. NV 32 0000 005 El Dorado Co. CA 06 0000 017
Nevada Co. CA 06 0000 057 Placer Co. CA 06 0000 061 Sacramento Co. CA 06 0000 067
Sutter Co. CA 06 0000 101 Yolo Co. CA 06 0000 113 Yuba Co. CA 06 0000 115

Locality Area: Sacramento--Arden-Arcade--Yuba City, CA-NV



Special Pay Tables

Report run on: December 29, 2008 2:50 PM

Page 169 of 182

PPS: SACLEO OPM: LEO ADMINISTRATIVE Path: ZA Effective: 04-JAN-09

Prev. Yr Rate .2025 Curr. Yr Rate: .2153 Loc. Diff: 1.01064 Gen. Inc.: 2.9 Issued: 18-DEC-08

Band	I	II	III	IV	V
GS Range	1-6	7-10	11-12	13-14	15-15
Interval					
01	21,316 - 35,706	46,110 - 58,092	60,211 - 75,146	85,818 - 106,272	119,289 - 134,361
02	35,707 - 46,498	58,093 - 67,079	75,147 - 86,347	106,273 - 121,612	134,362 - 145,664
03	46,499 - 53,693	67,080 - 73,070	86,348 - 93,814	121,613 - 131,839	145,665 - 153,200
04	53,694 - 55,304	73,071 - 75,262	93,815 - 96,628	131,840 - 135,794	153,200 - 153,200
05	55,305 - 56,963	75,263 - 77,520	96,629 - 99,527	135,795 - 139,868	153,200 - 153,200

Series:

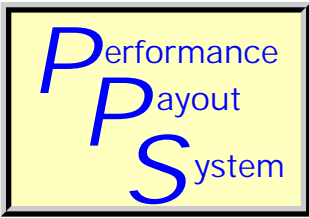
1811

Titles:

Cities:

Counties

Locality Area: Sacramento--Arden-Arcade--Yuba City, CA-NV



Special Pay Tables

Report run on: December 29, 2008 2:50 PM

Page 170 of 182

PPS: SD041401

OPM: 0414 PROFESSIONAL

Path: ZP

Effective:

04-JAN-09

Prev. Yr Rate .22

Curr. Yr Rate: .2344

Loc. Diff: 1.0118

Gen. Inc.: 2.9

Issued: 18-DEC-08

Band	I	II	III	IV	V
GS Range	1-6	7-10	11-12	13-14	15-15
Interval					
01	0 - 0	43,521 - 56,340	61,157 - 76,326	87,167 - 107,942	121,164 - 135,402
02	35,135 - 42,409	56,341 - 65,954	76,327 - 87,703	107,943 - 123,523	135,403 - 146,081
03	42,410 - 48,340	65,955 - 72,363	87,704 - 95,288	123,524 - 133,911	146,082 - 153,200
04	48,341 - 49,790	72,364 - 74,534	95,289 - 98,147	133,912 - 137,928	153,200 - 153,200
05	49,791 - 51,284	74,535 - 76,770	98,148 - 101,091	137,929 - 142,066	153,200 - 153,200

Series:

0801	0808
0810	0819
0830	0861
0871	0896

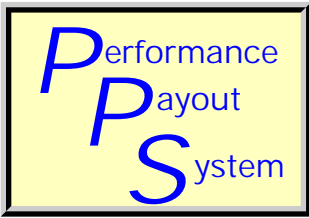
Titles:

Cities:

Counties

San Diego Co. CA 06 0000 073

Locality Area: San Diego-Carlsbad-San Marcos, CA



Special Pay Tables

Report run on: December 29, 2008 2:50 PM

Page 171 of 182

PPS: SD042201

OPM: 0422 PROFESSIONAL

Path: ZP

Effective:

04-JAN-09

Prev. Yr Rate .22

Curr. Yr Rate: .2344

Loc. Diff: 1.0118

Gen. Inc.: 2.9

Issued: 18-DEC-08

Band	I	II	III	IV	V
GS Range	1-6	7-10	11-12	13-14	15-15
Interval					
01	0 - 0	43,521 - 56,340	61,157 - 76,326	87,167 - 107,942	121,164 - 135,402
02	35,135 - 42,409	56,341 - 65,954	76,327 - 87,703	107,943 - 123,523	135,403 - 146,081
03	42,410 - 48,340	65,955 - 72,363	87,704 - 95,288	123,524 - 133,911	146,082 - 153,200
04	48,341 - 49,790	72,364 - 74,534	95,289 - 98,147	133,912 - 137,928	153,200 - 153,200
05	49,791 - 51,284	74,535 - 76,770	98,148 - 101,091	137,929 - 142,066	153,200 - 153,200

Series:

0850

0855

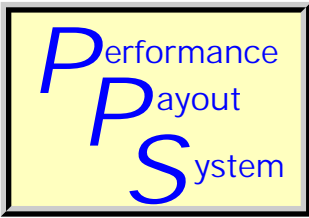
Titles:

Cities:

Counties

San Diego Co. CA 06 0000 073

Locality Area: San Diego-Carlsbad-San Marcos, CA



Special Pay Tables

Report run on: December 29, 2008 2:50 PM

Page 172 of 182

PPS: SD983C03 OPM: 983C CLERICAL AND SUPPORT Path: ZS Effective: 04-JAN-09

Prev. Yr Rate .22 Curr. Yr Rate: .2344 Loc. Diff: 1.0118 Gen. Inc.: 2.9 Issued: 18-DEC-08

Band	I	II	III	IV	V
GS Range	1-2	3-4	5-6	7-8	9-10
Interval					
01	21,651 - 25,643	33,094 - 37,505	37,026 - 44,415	45,863 - 53,756	52,005 - 61,053
02	25,644 - 28,636	37,506 - 40,813	44,416 - 49,957	53,757 - 59,676	61,054 - 67,839
03	28,637 - 30,632	40,814 - 43,019	49,958 - 53,651	59,677 - 63,623	67,840 - 72,363
04	30,633 - 31,551	43,020 - 44,310	53,652 - 55,261	63,624 - 65,532	72,364 - 74,534
05	31,552 - 32,498	44,311 - 45,639	55,262 - 56,919	65,533 - 67,498	74,535 - 76,770

Series:

0083

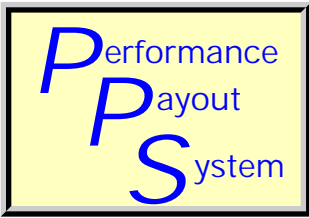
Titles:

Cities:

Counties

San Diego Co. CA 06 0000 073

Locality Area: San Diego-Carlsbad-San Marcos, CA



Special Pay Tables

Report run on: December 29, 2008 2:50 PM

Page 173 of 182

PPS: SD999C01

OPM: 999C PROFESSIONAL

Path: ZP

Effective:

04-JAN-09

Prev. Yr Rate .22

Curr. Yr Rate: .2344

Loc. Diff: 1.0118

Gen. Inc.: 2.9

Issued: 18-DEC-08

Band	I	II	III	IV	V
GS Range	1-6	7-10	11-12	13-14	15-15
Interval					
01	0 - 0	45,194 - 57,269	61,157 - 76,326	87,167 - 107,942	121,164 - 135,402
02	37,836 - 43,069	57,270 - 66,325	76,327 - 87,703	107,943 - 123,523	135,403 - 146,081
03	43,070 - 49,189	66,326 - 72,363	87,704 - 95,288	123,524 - 133,911	146,082 - 153,200
04	49,190 - 50,665	72,364 - 74,534	95,289 - 98,147	133,912 - 137,928	153,200 - 153,200
05	50,666 - 52,185	74,535 - 76,770	98,148 - 101,091	137,929 - 142,066	153,200 - 153,200

Series:

0854

1550

2210

Titles:

Cities:

Counties

San Diego Co. CA 06 0000 073

Locality Area: San Diego-Carlsbad-San Marcos, CA



Special Pay Tables

Report run on: December 29, 2008 2:50 PM

Page 174 of 182

PPS: SDLEO

OPM: LEO ADMINISTRATIVE

Path: ZA

Effective:

04-JAN-09

Prev. Yr Rate .22

Curr. Yr Rate: .2344

Loc. Diff: 1.0118

Gen. Inc.: 2.9

Issued: 18-DEC-08

Band	I	II	III	IV	V
GS Range	1-6	7-10	11-12	13-14	15-15
Interval					
01	21,651 - 36,267	46,834 - 59,005	61,157 - 76,326	87,167 - 107,942	121,164 - 135,402
02	36,268 - 47,229	59,006 - 68,133	76,327 - 87,703	107,943 - 123,523	135,403 - 146,081
03	47,230 - 54,537	68,134 - 74,218	87,704 - 95,288	123,524 - 133,911	146,082 - 153,200
04	54,538 - 56,173	74,219 - 76,445	95,289 - 98,147	133,912 - 137,928	153,200 - 153,200
05	56,174 - 57,858	76,446 - 78,738	98,148 - 101,091	137,929 - 142,066	153,200 - 153,200

Series:

1811

Titles:

Cities:

Counties

Locality Area: San Diego-Carlsbad-San Marcos, CA



Special Pay Tables

Report run on: December 29, 2008 2:50 PM

Page 175 of 182

PPS: SEA041401 OPM: 0414 PROFESSIONAL Path: ZP Effective: 04-JAN-09

Prev. Yr Rate .1975 Curr. Yr Rate: .2106 Loc. Diff: 1.01094 Gen. Inc.: 2.9 Issued: 18-DEC-08

Band	I	II	III	IV	V
GS Range	1-6	7-10	11-12	13-14	15-15
Interval					
01	0 - 0	43,521 - 55,720	59,978 - 74,855	85,487 - 105,862	118,828 - 134,104
02	35,135 - 41,592	55,721 - 64,869	74,856 - 86,013	105,863 - 121,143	134,105 - 145,562
03	41,593 - 47,408	64,870 - 70,968	86,014 - 93,451	121,144 - 131,330	145,563 - 153,200
04	47,409 - 48,830	70,969 - 73,097	93,452 - 96,255	131,331 - 135,270	153,200 - 153,200
05	48,831 - 50,295	73,098 - 75,290	96,256 - 99,143	135,271 - 139,328	153,200 - 153,200

Series:

0801	0808
0810	0819
0830	0861
0871	0896

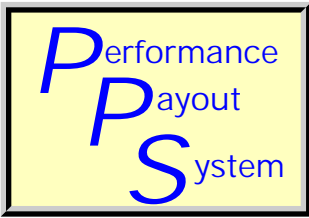
Titles:

Cities:

Counties

Island Co. WA 53 0000 029	King Co. WA 53 0000 033	Kitsap Co. WA 53 0000 035
Mason Co. WA 53 0000 045	Pierce Co. WA 53 0000 053	Skagit Co. WA 53 0000 057
Snohomish Co. WA 53 0000 061	Thurston Co. WA 53 0000 067	Whatcom Co. WA 53 0000 073

Locality Area: Seattle-Tacoma-Olympia, WA



Special Pay Tables

Report run on: December 29, 2008 2:50 PM

Page 176 of 182

PPS: SEA042201 OPM: 0422 PROFESSIONAL Path: ZP Effective: 04-JAN-09

Prev. Yr Rate .1975 Curr. Yr Rate: .2106 Loc. Diff: 1.01094 Gen. Inc.: 2.9 Issued: 18-DEC-08

Band	I	II	III	IV	V
GS Range	1-6	7-10	11-12	13-14	15-15
Interval					
01	0 - 0	43,521 - 55,720	59,978 - 74,855	85,487 - 105,862	118,828 - 134,104
02	35,135 - 41,592	55,721 - 64,869	74,856 - 86,013	105,863 - 121,143	134,105 - 145,562
03	41,593 - 47,408	64,870 - 70,968	86,014 - 93,451	121,144 - 131,330	145,563 - 153,200
04	47,409 - 48,830	70,969 - 73,097	93,452 - 96,255	131,331 - 135,270	153,200 - 153,200
05	48,831 - 50,295	73,098 - 75,290	96,256 - 99,143	135,271 - 139,328	153,200 - 153,200

Series:

0850

0855

Titles:

Cities:

Counties

Island Co. WA 53 0000 029

King Co. WA 53 0000 033

Kitsap Co. WA 53 0000 035

Mason Co. WA 53 0000 045

Pierce Co. WA 53 0000 053

Skagit Co. WA 53 0000 057

Snohomish Co. WA 53 0000 061

Thurston Co. WA 53 0000 067

Whatcom Co. WA 53 0000 073

Locality Area: Seattle-Tacoma-Olympia, WA



Special Pay Tables

Report run on: December 29, 2008 2:50 PM

Page 177 of 182

PPS: SEA999C01 OPM: 999C PROFESSIONAL Path: ZP Effective: 04-JAN-09

Prev. Yr Rate .1975 Curr. Yr Rate: .2106 Loc. Diff: 1.01094 Gen. Inc.: 2.9 Issued: 18-DEC-08

Band	I	II	III	IV	V
GS Range	1-6	7-10	11-12	13-14	15-15
Interval					
01	0 - 0	45,194 - 56,649	59,978 - 74,855	85,487 - 105,862	118,828 - 134,104
02	37,836 - 42,977	56,650 - 65,240	74,856 - 86,013	105,863 - 121,143	134,105 - 145,562
03	42,978 - 49,189	65,241 - 70,968	86,014 - 93,451	121,144 - 131,330	145,563 - 153,200
04	49,190 - 50,665	70,969 - 73,097	93,452 - 96,255	131,331 - 135,270	153,200 - 153,200
05	50,666 - 52,185	73,098 - 75,290	96,256 - 99,143	135,271 - 139,328	153,200 - 153,200

Series:

0854 1550
2210

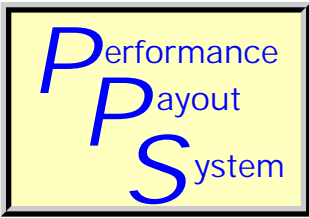
Titles:

Cities:

Counties

Island Co. WA 53 0000 029 King Co. WA 53 0000 033 Kitsap Co. WA 53 0000 035
Mason Co. WA 53 0000 045 Pierce Co. WA 53 0000 053 Skagit Co. WA 53 0000 057
Snohomish Co. WA 53 0000 061 Thurston Co. WA 53 0000 067 Whatcom Co. WA 53 0000 073

Locality Area: Seattle-Tacoma-Olympia, WA



Special Pay Tables

Report run on: December 29, 2008 2:50 PM

Page 178 of 182

PPS: SEALEO

OPM: LEO ADMINISTRATIVE

Path: ZA

Effective:

04-JAN-09

Prev. Yr Rate .1975

Curr. Yr Rate: .2106

Loc. Diff: 1.01094

Gen. Inc.: 2.9

Issued: 18-DEC-08

Band	I	II	III	IV	V
GS Range	1-6	7-10	11-12	13-14	15-15
Interval					
01	21,234 - 35,568	45,931 - 57,867	59,978 - 74,855	85,487 - 105,862	118,828 - 134,104
02	35,569 - 46,319	57,868 - 66,819	74,856 - 86,013	105,863 - 121,143	134,105 - 145,562
03	46,320 - 53,486	66,820 - 72,787	86,014 - 93,451	121,144 - 131,330	145,563 - 153,200
04	53,487 - 55,091	72,788 - 74,971	93,452 - 96,255	131,331 - 135,270	153,200 - 153,200
05	55,092 - 56,744	74,972 - 77,220	96,256 - 99,143	135,271 - 139,328	153,200 - 153,200

Series:

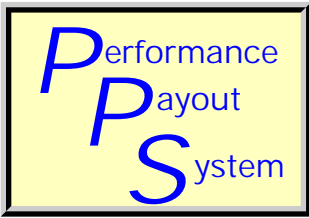
1811

Titles:

Cities:

Counties

Locality Area: Seattle-Tacoma-Olympia, WA



Special Pay Tables

Report run on: December 29, 2008 2:50 PM

Page 179 of 182

PPS: SF041401 OPM: 0414 PROFESSIONAL Path: ZP Effective: 04-JAN-09

Prev. Yr Rate .3253 Curr. Yr Rate: .3435 Loc. Diff: 1.01373 Gen. Inc.: 2.9 Issued: 18-DEC-08

Band	I	II	III	IV	V
GS Range	1-6	7-10	11-12	13-14	15-15
Interval					
01	35,135 - 36,475	44,976 - 59,991	66,562 - 83,072	94,871 - 117,483	131,873 - 141,352
02	36,476 - 46,158	59,992 - 71,252	83,073 - 95,455	117,484 - 134,441	141,353 - 148,461
03	46,159 - 52,613	71,253 - 78,759	95,456 - 103,710	134,442 - 145,747	148,462 - 153,200
04	52,614 - 54,191	78,760 - 81,122	103,711 - 106,821	145,748 - 150,119	153,200 - 153,200
05	54,192 - 55,817	81,123 - 83,556	106,822 - 110,026	150,120 - 153,200	153,200 - 153,200

Series:

0801	0808
0810	0819
0830	0861
0871	0896

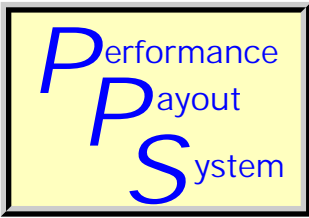
Titles:

Cities:

Counties

Alameda Co. CA 06 0000 001	Contra Costa Co. CA 06 0000 013	Marin Co. CA 06 0000 041
Monterey Co. CA 06 0000 053	Napa Co. CA 06 0000 055	San Benito Co. CA 06 0000 069
San Francisco Co. CA 06 0000 075	San Joaquin Co. CA 06 0000 077	San Mateo Co. CA 06 0000 081
Santa Clara Co. CA 06 0000 085	Santa Cruz Co. CA 06 0000 087	Solano Co. CA 06 0000 095
Sonoma Co. CA 06 0000 097		

Locality Area: San Jose-San Francisco-Oakland, CA



Special Pay Tables

Report run on: December 29, 2008 2:50 PM

Page 180 of 182

PPS: SF042201 OPM: 0422 PROFESSIONAL Path: ZP Effective: 04-JAN-09

Prev. Yr Rate .3253 Curr. Yr Rate: .3435 Loc. Diff: 1.01373 Gen. Inc.: 2.9 Issued: 18-DEC-08

Band	I	II	III	IV	V
GS Range	1-6	7-10	11-12	13-14	15-15
Interval					
01	35,135 - 36,475	44,976 - 59,991	66,562 - 83,072	94,871 - 117,483	131,873 - 141,352
02	36,476 - 46,158	59,992 - 71,252	83,073 - 95,455	117,484 - 134,441	141,353 - 148,461
03	46,159 - 52,613	71,253 - 78,759	95,456 - 103,710	134,442 - 145,747	148,462 - 153,200
04	52,614 - 54,191	78,760 - 81,122	103,711 - 106,821	145,748 - 150,119	153,200 - 153,200
05	54,192 - 55,817	81,123 - 83,556	106,822 - 110,026	150,120 - 153,200	153,200 - 153,200

Series:

0850

0855

Titles:

Cities:

Counties

Alameda Co. CA 06 0000 001

Contra Costa Co. CA 06 0000 013

Marin Co. CA 06 0000 041

Monterey Co. CA 06 0000 053

Napa Co. CA 06 0000 055

San Benito Co. CA 06 0000 069

San Francisco Co. CA 06 0000 075

San Joaquin Co. CA 06 0000 077

San Mateo Co. CA 06 0000 081

Santa Clara Co. CA 06 0000 085

Santa Cruz Co. CA 06 0000 087

Solano Co. CA 06 0000 095

Sonoma Co. CA 06 0000 097

Locality Area: San Jose-San Francisco-Oakland, CA



Special Pay Tables

Report run on: December 29, 2008 2:50 PM

Page 181 of 182

PPS: SF999F01 OPM: 999F PROFESSIONAL Path: ZP Effective: 04-JAN-09

Prev. Yr Rate .3253 Curr. Yr Rate: .3435 Loc. Diff: 1.01373 Gen. Inc.: 2.9 Issued: 18-DEC-08

Band	I	II	III	IV	V
GS Range	1-6	7-10	11-12	13-14	15-15
Interval					
01	0 - 0	48,207 - 61,786	66,562 - 83,072	94,871 - 117,483	131,873 - 141,352
02	40,269 - 46,158	61,787 - 71,970	83,073 - 95,455	117,484 - 134,441	141,353 - 148,461
03	46,159 - 52,613	71,971 - 78,759	95,456 - 103,710	134,442 - 145,747	148,462 - 153,200
04	52,614 - 54,191	78,760 - 81,122	103,711 - 106,821	145,748 - 150,119	153,200 - 153,200
05	54,192 - 55,817	81,123 - 83,556	106,822 - 110,026	150,120 - 153,200	153,200 - 153,200

Series:

0854 1550
2210

Titles:

Cities:

Counties

Alameda Co. CA 06 0000 001 Contra Costa Co. CA 06 0000 013 Marin Co. CA 06 0000 041
 Monterey Co. CA 06 0000 053 Napa Co. CA 06 0000 055 San Benito Co. CA 06 0000 069
 San Francisco Co. CA 06 0000 075 San Joaquin Co. CA 06 0000 077 San Mateo Co. CA 06 0000 081
 Santa Clara Co. CA 06 0000 085 Santa Cruz Co. CA 06 0000 087 Solano Co. CA 06 0000 095
 Sonoma Co. CA 06 0000 097

Locality Area: San Jose-San Francisco-Oakland, CA



Special Pay Tables

Report run on: December 29, 2008 2:50 PM

Page 182 of 182

PPS: SFLEO

OPM: LEO ADMINISTRATIVE

Path: ZA

Effective:

04-JAN-09

Prev. Yr Rate .3253

Curr. Yr Rate: .3435

Loc. Diff: 1.01373

Gen. Inc.: 2.9

Issued: 18-DEC-08

Band	I	II	III	IV	V
GS Range	1-6	7-10	11-12	13-14	15-15
Interval					
01	23,565 - 39,473	50,974 - 64,220	66,562 - 83,072	94,871 - 117,483	131,873 - 141,352
02	39,474 - 51,403	64,221 - 74,155	83,073 - 95,455	117,484 - 134,441	141,353 - 148,461
03	51,404 - 59,357	74,156 - 80,778	95,456 - 103,710	134,442 - 145,747	148,462 - 153,200
04	59,358 - 61,138	80,779 - 83,201	103,711 - 106,821	145,748 - 150,119	153,200 - 153,200
05	61,139 - 62,972	83,202 - 85,697	106,822 - 110,026	150,120 - 153,200	153,200 - 153,200

Series:

1811

Titles:

Cities:

Counties

Locality Area: San Jose-San Francisco-Oakland, CA
